



*Total Solution Provider in Saw Device*

---

# SA457AP

CDMA 450 G-Band, RF-Tx SAW Filter  
Revision 0:



- Electrical Characteristics
  - Package Dimensions
  - Testing Environment
  - Frequency Characteristics
- 

**SAWNICS Inc.**

---

460 Cheonheung-ri, Seonggeo-eup, Cheonan-si, Chungcheongnam-do, 330-836 / Korea.  
Tel: +82 41 550 9372 / Fax: +82 41 550 9399 / [www.sawnics.com](http://www.sawnics.com)

## □ Electrical Characteristics

### Maximum Ratings

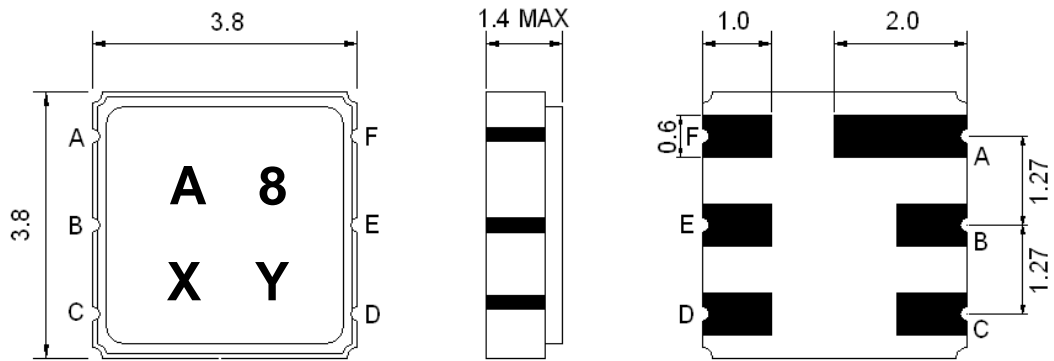
Parameters Description	Unit	Minimum	Typical	Maximum
Operating Temperature Range	°C	-30	-	+80
Storage Temperature Range	°C	-40	-	+85
Maximum DC Voltage	V	-	-	0
Maximum Input Power	dBm	-	-	30
Source Impedance (single ended) <sup>(1)</sup>	Ω	-	50	-
Load Impedance (single ended) <sup>(1)</sup>	Ω	-	50	-
Package type & size	P			
Length x Width	mm <sup>2</sup>	-	3.8 x 3.8	-
Height	mm	-	-	1.4

### Electrical Specification

Parameters Description	Unit	Minimum	Typical	Maximum
Center Frequency (Fo)	MHz	-	457.6	-
Insertion Loss in 455.2 ~460.0 MHz	dB	-	1.8	2.8
<b>Attenuation:</b>				
0.3 ~ 445.0 MHz	dB	25	28	-
465.2 ~ 470.0 MHz	dB	30	49	-
470.0 ~ 1700 MHz	dB	23	27	-
1700 ~ 2000 MHz	dB	18	21	-
VSWR in 455.2 ~ 460.0 MHz	-	-	1.6	2.0

**Notes :** (1) No Matching Network .

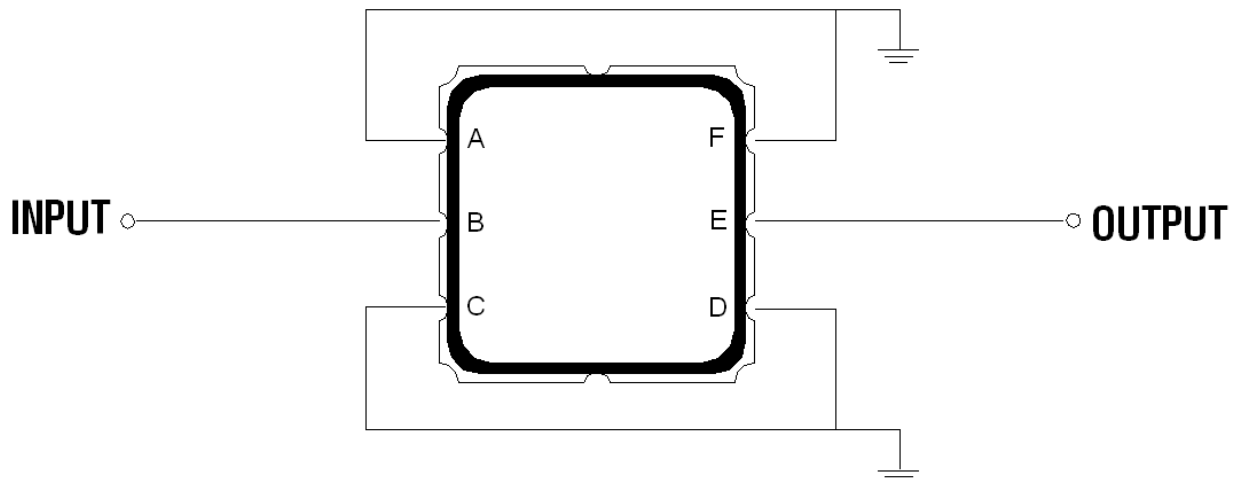
**Package Dimensions**



Marking Descriptions	
A	CDMA450 Application
8	Series Number
X	Date Code(Year)
Y	Date Code(Month)

Pin Description	
A, C, D, F	Ground
B	In
E	Out

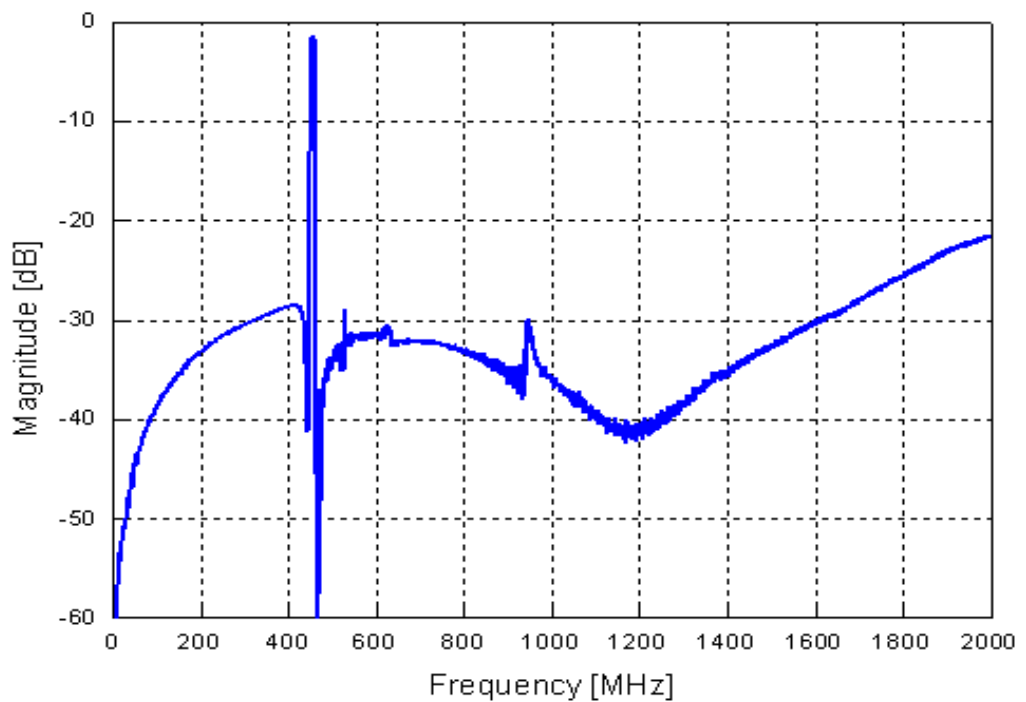
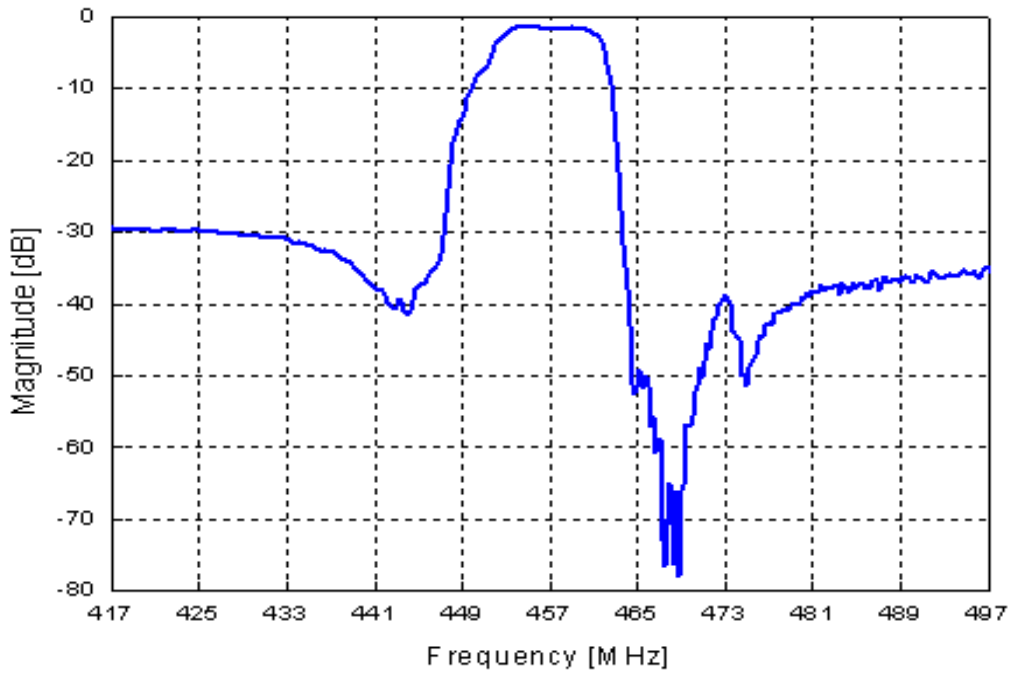
**Testing Environment**



Source & Load Impedance: 50 Ω

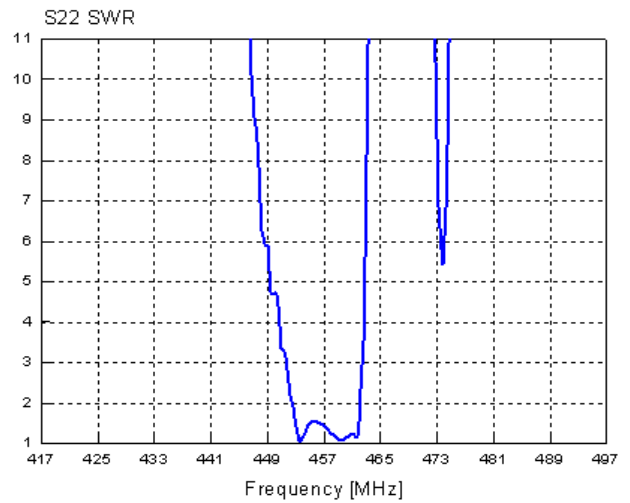
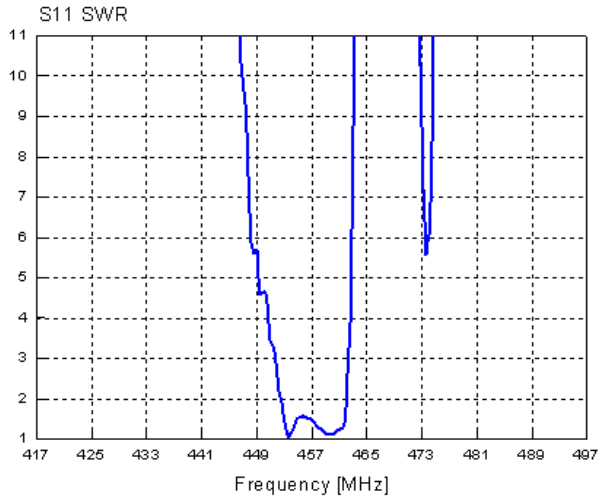
**□ Frequency Characteristics**

Frequency Response





VSWR



Smith Chart

