

PISE-Z101B Outdoor 150W LED Driver

120V - 280V / 0.53A / 150W

Features

- ▶ Dimming Method: 1-10V Dimming
- ▶ Constant Current Control
- ▶ High Efficiency & Active Power Factor Correction
- ▶ Protection: OVP, SCP, OCP and OTP
- ▶ UL 8750, CSA C22.2 No.250.13-12, IEC/EN 61347-1, IEC/EN 61347-2-13
Safety Certifications Approved
- ▶ RoHS Compliant



- ▶ Mechanical Outline
(Metal Case)
- 243 × 59 × 40mm



Electrical Specifications

Output [W]	Output [Vdc]	Output [A]	Input [Vac]	Dim. Method	PF	Efficiency [%]	Mechanical Outline [LxWxH mm]
150	120-280	0.53	120-277	1-10V	>0.9	Min. 89	243 × 59 × 40

Input Specifications

Parameter	Min.	Typ.	Max.	Unit	Remark
Input Voltage (Nominal)	120	-	277	Vac	
Input Voltage (Performance)	108	-	305	Vac	
Input Current	-	-	1.6	A	@ AC 120V, 100% Load
Input Wattage	-	-	168	W	@ AC 120V, 100% Load
Nominal Input Frequency	-	50/60	-	Hz	
Efficiency	89	-	93	%	@ AC 120-277V, 75-100% Load
Power Factor	0.9	-	-	-	@ AC 120-277V, 75-100% Load
THD	-	-	20	%	@ AC 120-277V, 100% Load
Inrush Current	-	-	-	Apk	

※ Note : All parameters NOT specially mentioned are measured at rated load and 25 °C of ambient temperature.

Output Specifications

Parameter	Min.	Typ.	Max.	Unit	Remark
Output Voltage	120	-	280	V	
Output Current Range	-	0.53	-	A	Fixed Current
Output Dimming Current Range	10	-	100	%	1-10V Dimming
Output Current Tolerance	-5	-	5	%	@ 100% Dimming
Output Ripple Current	-	-	20	%	= Peak to Peak / rms @ 100% Dimming
Output Power	-	-	150	W	
Start-up Time	-	-	500	ms	@ 100% Dimming

Protection Functions

Parameter	Min.	Typ.	Max.	Unit	Remark
Output Over Voltage Protection	-	280	300	V	Latch Off (Restart Driver when AC Power Off/On again.)
Output Short Circuit Protection	-	-	-	A	Auto Recovery
Output Over Current Protection	-	-	0.7	A	Auto Recovery
Output Over Temp. Protection	-	85	-	°C	Auto Recovery @ Tc

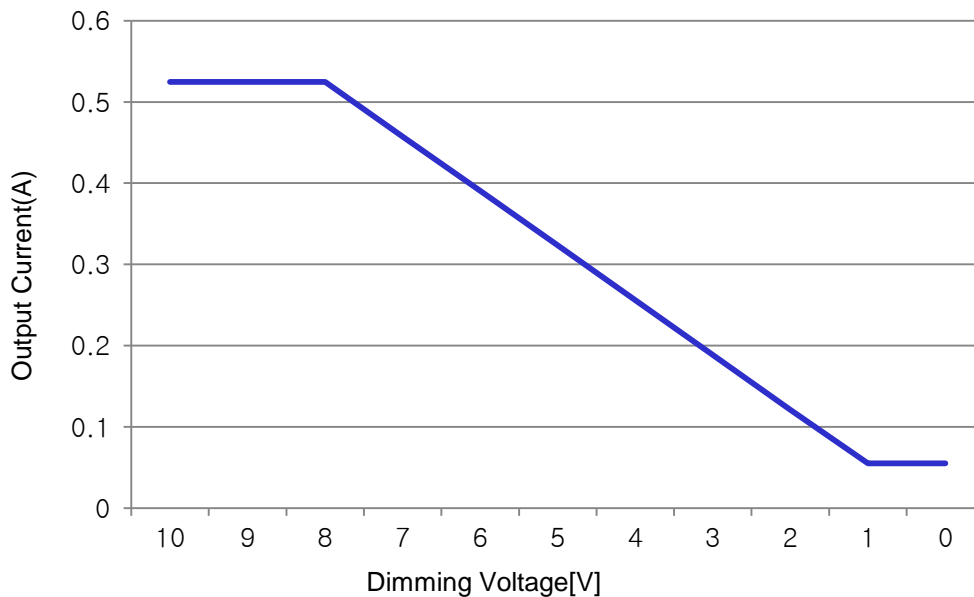
Environmental Specifications

Parameter	Min.	Typ.	Max.	Unit	Remark	
Temperature	Operation	-40	-	55	°C	@ Ta
		-	-	80	°C	@ Tc
	Storage	-40	-	90	°C	@ Ta
Humidity	Operation	10	-	90	%	-
	Storage	-	-	-	%	-
Lifetime	50	-	-	KHrs	@ Tc=75°C	

※ Note : All parameters NOT specially mentioned are measured at rated load and 25°C of ambient temperature.

Standards

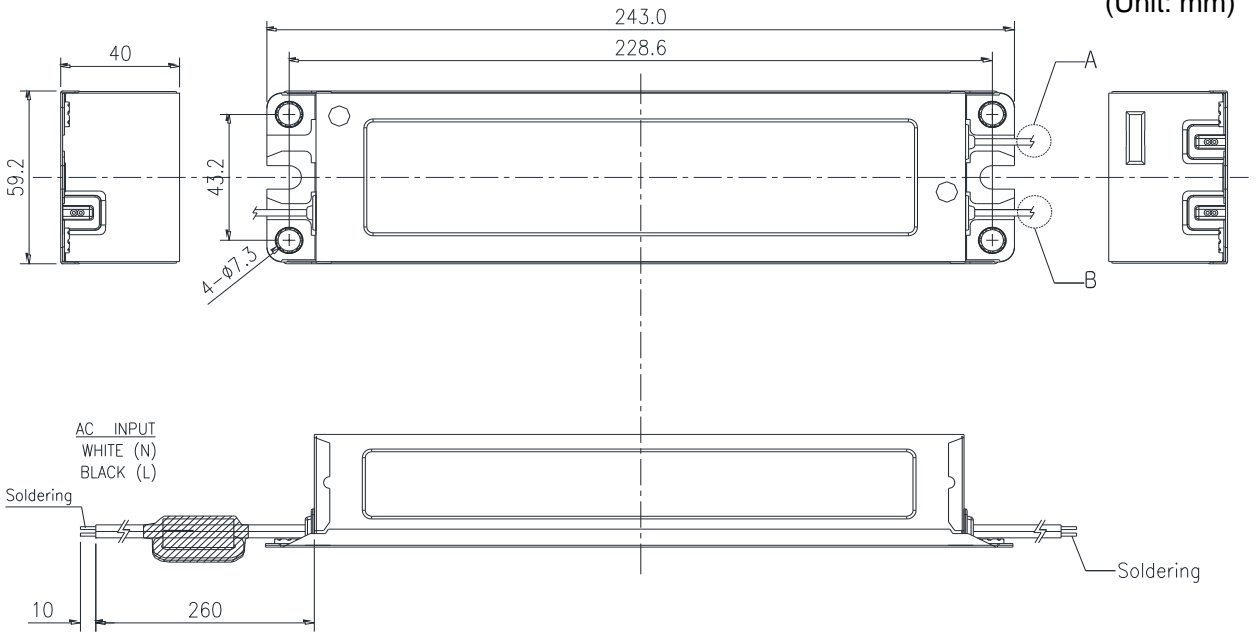
Parameter	Condition	Remark
Safety Standards	Design to meet the requirements as follows ; - UL 8750, CSA C22.2 No.250.13-12 - IEC/EN 61347-1, IEC/EN 61347-2-13	
EMI / RFI Standards	Design to meet the requirements as follows ; - FCC part 15, Class B verification - EN 55015:2006+A1+A2 - EN 61547:2009 - EN 61000-3-2:2006 - EN 61000-3-3:2008	
Ingress Protection	- IP66 equivalent level	

Dimming Control (1-10V Dimming)


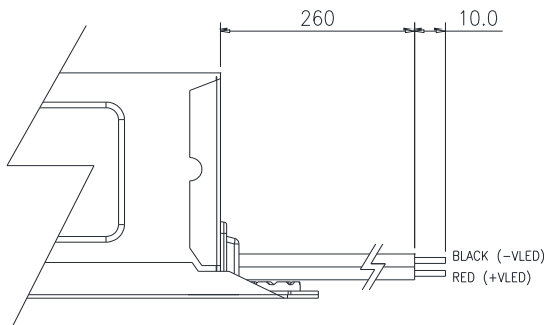
Mechanical Outline

1. Case Dimension

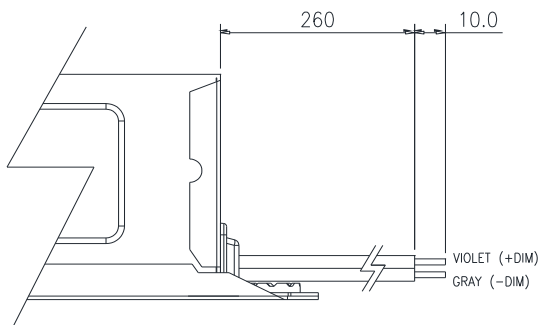
(Unit: mm)



Detail "A"



Detail "B"



WIRE SPECIFICATION

- AC INPUT : UL1316/1452 18AWG
- DC OUTPUT : UL1316/1452 18AWG
- DIMMING : UL1316/1452 18AWG

Datasheet is subject to change without notice.

Mechanical Outline

2. Connector Description

2.1 AC Input Connector

Item	No	Name	Color
AC Input	1	Line	Black
	2	Neutral	White

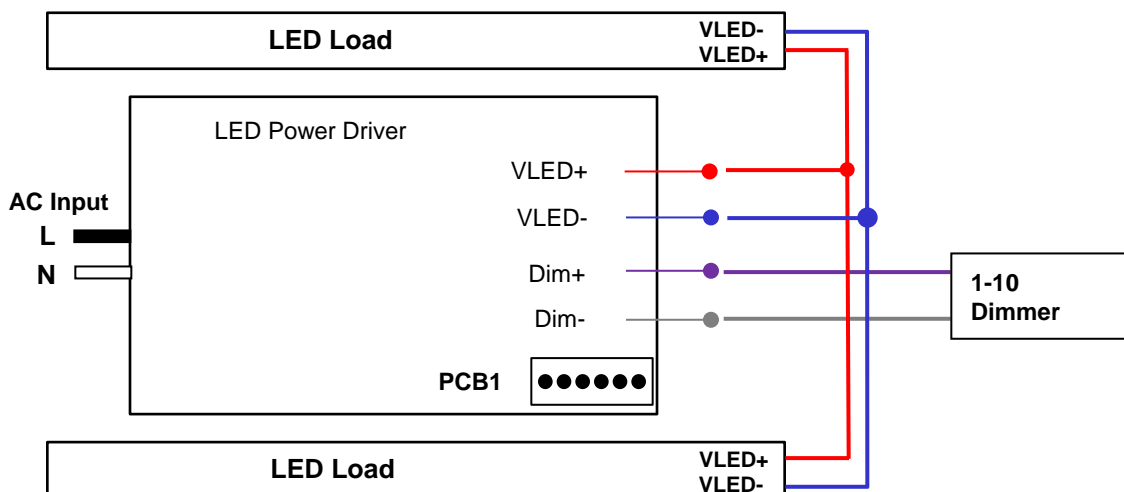
2.2 DC Output Connector

Item	No	Name	Color
DC Output	1	VLED+	Red
	2	VLED-	Blue
	3	Dim+	Violet
	4	Dim-	Gray

2.3 MCU Control Connector

Item	No	Name
MCU Control	1	PGC
	2	PGD
	3	GND
	4	VCC
	5	MCLR
	6	COMM-EN

2.4 Connection Map



Datasheet is subject to change without notice.

Datasheet Revision History

Change Date	Rev. No.	Description of Change	Remark
2014/09/26	1.0	- Initial Release	