


High Frequency Wire Wound Transformers

ER7.5 Platforms - SMT - PA4470.XXXNL



- Power Range:** Up to 1.8 W
- Height:** 6.0 mm Max
- Footprint:** 9.5 mm x 8.0 mm Max
- Topology:** Flyback

Pulse PN	Electrical Specifications @25°C - Operating Temperature -40°C to 130°C ¹			Schematic		
PA4470.001NL	Pri. Inductance	(4-3)	216	uH +/- 25%		
	Lk. Inductance	(4-3)	3.5	uH Max		
	DCR	w/ (5,6,7,8) shorted	(4-3)	2.6	Ohms Max	33-57v 200kHz 10v/50mA
			(2-1)	2.72		
			(5-6)	0.11		
			(7-8)	0.12		
Hi-Pot	Pri-Sec	1650	Vdc			
K1 Factor	7187		Flyback Transformer			
PA4470.002NL	Pri. Inductance	(4-3)	216	uH +/- 25%		
	Lk. Inductance	(4-3)	3.5	uH Max		
	DCR	w/ (5,6,7,8) shorted	(4-3)	2.6	Ohms Max	33-57v 200kHz 10v/50mA
			(2-1)	1.8		
			(5-6)	0.32		
			(7-8)	0.32		
Hi-Pot	Pri-Sec	1650	Vdc			
K1 Factor	7187		Flyback Transformer			
PA4470.003NL	Pri. Inductance	(4-3)	216	uH +/- 25%		
	Lk. Inductance	(4-3)	3.5	uH Max		
	DCR	w/ (5,6,7,8) shorted	(4-3)	2.6	Ohms Max	33-57v 200kHz 10v/50mA
			(2-1)	2.72		
			(5-6)	1.2		
			(7-8)	1.2		
Hi-Pot	Pri-Sec	1650	Vdc			
K1 Factor	7187		Flyback Transformer			
PA4470.004NL	Pri. Inductance	(4-3)	21.8	uH +/- 25%		
	Lk. Inductance	(4-3)	0.5	uH Max		
	DCR	w/ (5,6,7,8) shorted	(4-3)	0.3	Ohms Max	10-14v 200kHz 10v/50mA
			(2-1)	1.6		
			(5-6)	0.11		
			(7-8)	0.12		
Hi-Pot	Pri-Sec	1650	Vdc			
K1 Factor	2357		Flyback Transformer			

High Frequency Wire Wound Transformers

ER7.5 Platforms - SMT - PA4470.XXXNL



Pulse PN	Electrical Specifications @25° C - Operating Temperature -40° C to 130° C ¹			Schematic	
PA4470.005NL	Pri. Inductance	(4-3)	21.8	uH +/- 25%	
	Lk. Inductance	(4-3) w/ (5,6,7,8) shorted	0.5	uH Max	
	DCR	(4-3)	0.3	Ohms Max	
		(2-1)	1.6		
		(5-6)	0.15		
		(7-8)	0.16		
Hi-Pot	Pri-Sec	1650	Vdc		
K1 Factor	2357				
PA4470.006NL	Pri. Inductance	(4-3)	21.8	uH +/- 25%	
	Lk. Inductance	(4-3) w/ (5,6,7,8) shorted	0.5	uH Max	
	DCR	(4-3)	0.3	Ohms Max	
		(2-1)	1.6		
		(5-6)	1.15		
		(7-8)	1.2		
Hi-Pot	Pri-Sec	1650	Vdc		
K1 Factor	2357				

Notes:

- The temperature of the component (ambient plus temperature rise) must be within the stated operating temperature range.
- For flyback topology applications, it is necessary to ensure that the transformer will not saturate in the application. The peak flux density (Bpk) should remain below 2600Gauss. To calculate the peak flux density use the following formula:

$$B_{pk} \text{ (Gauss)} = K1_Factor * I_{pk} \text{ (A)}$$
- In high volt- μ sec applications, it is important to calculate the core loss of the transformer. Approximate transformer core loss can be calculated as:

$$CoreLoss \text{ (W)} = 3.84E-14 * (Freq_kHz)^{1.63} * (\Delta B_Gauss)^{2.63}$$
 where ΔB can be calculated as:
 For Flyback Topology: $\Delta B = K1_Factor * \Delta I \text{ (A)}$
- Optional Tape & Reel packaging can be ordered by adding a "T" suffix to the part number (i.e. PA4470.001NL becomes PA4470.001NLT). Pulse complies with industry standard tape and reel specification EIA481. The tape and reel for this product has a width (W=24mm), pitch (Po=16mm) and depth (Ko=5.8mm).

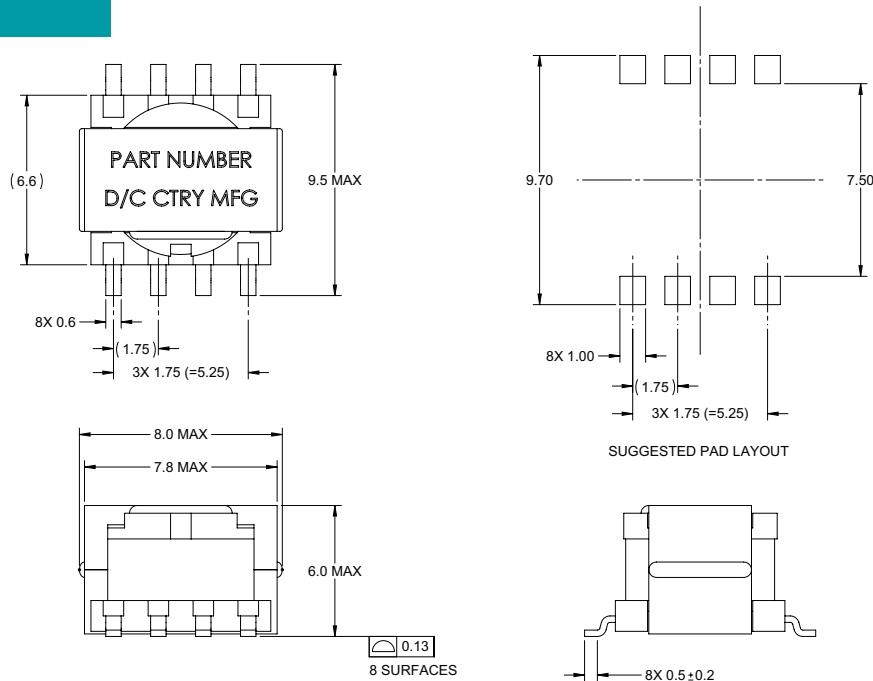
High Frequency Wire Wound Transformers

ER7.5 Platforms - SMT - PA4470.XXXNL

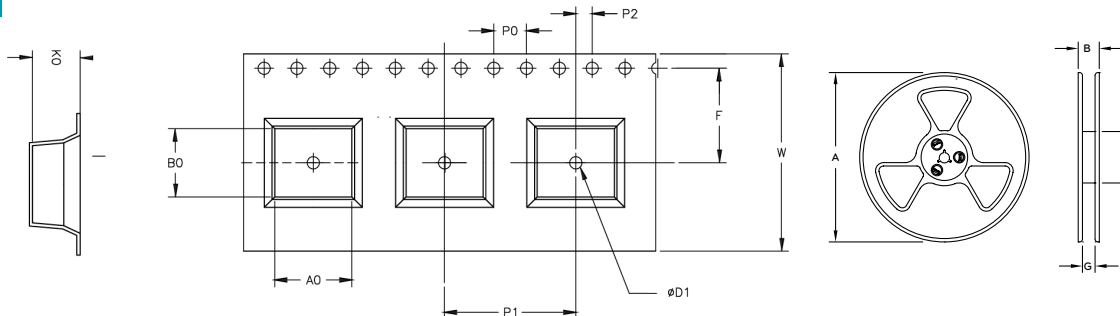


Mechanical

PA4470.XXXNL



TAPE & REEL INFO



SURFACE MOUNTING TYPE, REEL/TAPE LIST

	REEL SIZE (mm)						TAPE SIZE (mm)									QTY PCS/REEL
	A	A ₀	B	B ₀	G	N	E	F	P ₁	P ₀	P	W	T	K	K ₀	
PA4470.XXXNL	Ø330	9.4	N/A	8.3	12	100	N/A	11.5	N/A	4	N/A	24	N/A	5.8	3.3	700

For More Information

Pulse Worldwide Headquarters

15255 Innovation Drive Ste 100
San Diego, CA 92128
U.S.A.

Pulse Europe

Pulse Electronics GmbH
Am Rottland 12
58540 Meinerzhagen
Germany

Pulse China Headquarters

Pulse Electronics (ShenZhen) CO., LTD
D708, Shenzhen Academy of
Aerospace Technology,
The 10th Keji South Road,
Nanshan District, Shenzhen,
P.R. China 518057

Pulse North China

Room 2704/2705
Super Ocean Finance Ctr.
2067 Yan An Road West
Shanghai 200336
China

Pulse South Asia

3 Fraser Street
0428 DUO Tower
Singapore 189352

Pulse North Asia

1F., No.111 Xiyuan Rd
Zhongli City
Taoyuan City 32057
Taiwan (R.O.C)

Tel: 858 674 8100
Fax: 858 674 8262

Tel: 49 2354 777 100
Fax: 49 2354 777 168

Tel: 86 755 33966678
Fax: 86 755 33966700

Tel: 86 21 62787060
Fax: 86 2162786973

Tel: 65 6287 8998
Fax: 65 6280 0080

Tel: 886 3 4356768
Fax: 886 3 4356820

Performance warranty of products offered on this data sheet is limited to the parameters specified. Data is subject to change without notice. Other brand and product names mentioned herein may be trademarks or registered trademarks of their respective owners. © Copyright, 2019. Pulse Electronics, Inc. All rights reserved.