






| Seal Rings: Polyethylene, Fiber-Reinforced Plastic | | | | | |
|---|---|------------------------------|------------------------|----------------|------------|
| Part Numbers | | Thread Type & Size | Dimensions Inches (mm) | | |
| -22°F to 158°F (-30°C to 70°C) | -40°F to 572°F (-40°C to 300°C) | | d | D | H |
|  |  | See page 56 for thread specs | Inner Diameter | Outer Diameter | Height |
| SR-07-NY | SR-07-HD | | PG 7 | .49 (12.5) | .65 (16.5) |
| SR-09-NY | SR-09-HD | PG 9 | .60 (15.2) | .75 (19) | .06 (1.5) |
| SR-11-NY | SR-11-HD | PG 11 | .73 (18.6) | .89 (22.5) | .06 (1.5) |
| SR-13-NY | SR-13-HD | PG 13 / 13.5 | .80 (20.4) | .98 (25) | .06 (1.5) |
| SR-16-NY | SR-16-HD | PG 16 | .89 (22.5) | 1.06 (27) | .06 (1.5) |
| SR-21-NY | SR-21-HD | PG 21 | 1.11 (28.3) | 1.32 (33.5) | .06 (1.5) |
| SR-29-NY | SR-29-HD | PG 29 | 1.46 (37) | 1.71 (43.5) | .08 (2) |
| SR-36-NY | SR-36-HD | PG 36 | 1.85 (47) | 2.17 (55) | .08 (2) |
| SR-42-NY | SR-42-HD | PG 42 | 2.13 (54.1) | 2.48 (63) | .08 (2) |
| SR-48-NY | SR-48-HD | PG 48 | 2.33 (59.3) | 2.72 (69) | .08 (2) |
| SR-38-NY | - | 3/8" NPT | .67 (17) | .87 (22) | .06 (1.5) |
| SR-18-NY | - | 1/2" NPT | .83 (21) | .98 (25) | .06 (1.5) |
| SR-34-NY | - | 3/4" NPT | 1.06 (27) | 1.43 (36) | .04 (1) |
| SR-10-02 | - | 1" NPT | 1.32 (33.5) | 1.71 (43) | .09 (2.2) |
| SR-14-NY | - | 1-1/4" NPT | .63 (41.5) | 1.95 (49) | .06 (1.5) |
| SM-12-NY | SM-12-HD | M12 X 1.5 | .47 (12) | .63 (16) | .08 (2) |
| SM-16-NY | SM-16-HD | M16 X 1.5 | .63 (16) | .79 (20) | .08 (2) |
| SM-20-NY | SM-20-HD | M20 X 1.5 | .79 (20) | .98 (25) | .08 (2) |
| SM-25-NY | SM-25-HD | M25 X 1.5 | .98 (25) | 1.22 (31) | .08 (2) |
| SM-32-NY | SM-32-HD | M32 X 1.5 | 1.26 (32) | 1.50 (38) | .08 (2) |
| SM-40-NY | SM-40-HD | M40 X 1.5 | 1.57 (40) | 1.68 (42.7) | .08 (2) |
| SM-50-NY | SM-50-HD | M50 X 1.5 | 1.97 (50) | 2.28 (58) | .08 (2) |
| SM-63-NY | SM-63-HD | M63 X 1.5 | 2.48 (63) | 2.83 (72) | .08 (2) |

| O-Rings: Buna-N, FKM, Silicone | | | | | |
|--|---|---|------------------------------|---------------------|------------|
| Part Numbers | | | Thread Type & Size | Dimens. Inches (mm) | |
| -22°F to 248°F (-30°C to 120°C) | -40°F to 392°F (-40°C to 200°C) | -76°F to 482°F (-60°C to 250°C) | | d | H |
|  |  |  | See page 56 for thread specs | Inner Diameter | Height |
| OR-07-BN | OR-07-VT | OR-07-SI | | PG 7 | .39 (120) |
| OR-09-BN | OR-09-VT | OR-09-SI | PG 9 | .47 (12) | .06 (1.5) |
| OR-11-BN | OR-11-VT | OR-11-SI | PG 11 | .63 (16) | .06 (1.5) |
| OR-13-BN | OR-13-VT | OR-13-SI | PG 13 / 13.5 | .67 (17) | .07 (1.8) |
| OR-16-BN | OR-16-VT | OR-16-SI | PG 16 | .71 (18) | .06 (1.5) |
| OR-21-BN | OR-21-VT | OR-21-SI | PG 21 | 1.02 (26) | .08 (2) |
| OR-29-BN | OR-29-VT | OR-29-SI | PG 29 | 1.30 (33) | .08 (2) |
| OR-36-BN | OR-36-VT | OR-36-SI | PG 36 | 1.69 (43) | .08 (2) |
| OR-42-BN | OR-42-VT | OR-42-SI | PG 42 | 1.97 (50) | .08 (2) |
| OR-48-BN | OR-48-VT | OR-48-SI | PG 48 | 2.16 (55) | .08 (2) |
| OR-38-BN | OR-38-VT | OR-38-SI | 3/8" NPT | .51 (13) | .08 (2) |
| OR-18-BN | OR-18-VT | OR-18-SI | 1/2" NPT | .75 (19) | .07 (1.8) |
| OR-34-BN | OR-34-VT | OR-34-SI | 3/4" NPT | .87 (23) | .078 (2.5) |
| OR-10-BN | OR-10-VT | OR-10-SI | 1" NPT | 1.14 (29) | .078 (2.5) |
| OR-54-BN | OR-54-VT | OR-54-SI | 1-1/4" NPT | 1.12 (30) | .10 (2.5) |
| OR-64-BN | OR-64-VT | OR-64-SI | 1-1/2" NPT | 1.77 (45) | .10 (2.5) |
| OM-12-BN* | OM-12-VT* | OM-12-SI* | M12 X 1.5 | .39 (10) | .06 (1.5) |
| OM-16-BN* | OM-16-VT* | OM-16-SI* | M16 X 1.5 | .47 (12) | .06 (1.5) |
| OM-20-BN* | OM-20-VT* | OM-20-SI* | M20 X 1.5 | .67 (17) | .07 (1.8) |
| OM-25-BN | OM-25-VT | OM-25-SI | M25 X 1.5 | .87 (22) | .08 (2) |
| OM-32-BN | OM-32-VT | OM-32-SI | M32 X 1.5 | 1.14 (29) | .08 (2) |
| OM-40-BN | OM-40-VT | OM-40-SI | M40 X 1.5 | 1.38 (35) | .08 (2) |
| OM-50-BN | OM-50-VT | OM-50-SI | M50 X 1.5 | 1.69 (43) | .08 (2) |
| OM-63-BN | OM-63-VT | OM-63-SI | M63 X 1.5 | 2.17 (55) | .08 (2) |

If NEMA 4x or 6 (IP 68 or IP 69K - Submersible) is required, O-Rings or Seal Rings should be used when mounting Strain Relief Fittings to a control panel, secured with a Locking Nut. The straight Strain Relief Fittings feature a molded O-Ring groove. For these fittings the O-Ring is the best solution. The Snap Elbows and some of the Conduit Fittings don't have a recess for an O-Ring. In that case, the Seal Ring would be the better choice, unless the hole can be beveled to accommodate an O-Ring.

*Metal Parts use different O-Rings.

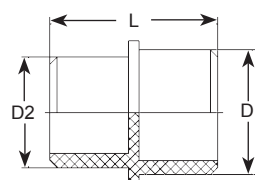


Accessories - Strain Relief Blind Plugs Nylon - Fits PG / NPT / Metric Threads

| Part Numbers | Fits PG Thread | Fits PG Thread | Fits PG Thread | Dimensions in Inches (mm) | | |
|---------------------------------|------------------------------|------------------------------|------------------------------|---------------------------|--------------|------------|
| | | | | D1 | D2 | L |
| -40°F to 212°F (-40°C to 100°C) | See page 56 for thread specs | See page 56 for thread specs | See page 56 for thread specs | Diameter (1) | Diameter (2) | Length |
| PL-07-BK | | | | PG 7 | - | M12 x 1.5 |
| PL-09-BK | PG9 | 3/8" NPT | M16 x 1.5 | .26 (7.5) | .22 (5.5) | .67 (17) |
| PL-11-BK | PG 11 | - | M16 x 1.5 - E | .37 (9.5) | .26 (6.5) | .75 (19) |
| PL-13-BK | PG 13 / 13.5 | 1/2" NPT | M20 x 1.5 | .45 (11.5) | .33 (8.5) | .75 (19) |
| PL-16-BK | PG 16 | 1/2" NPT-E | M20 x 1.5 - E | .53 (13.5) | .45 (11.5) | .77 (19.5) |
| PL-21-BK | PG 21 | 3/4" NPT | M25 x 1.5 | .69 (17.5) | .61 (15.5) | .93 (23.5) |
| PL-29-BK | PG 29 | 1" & 1-1/4" NPT | M32 x 1.5 | .94 (24) | .75 (19) | 1.02 (26) |
| PL-36-BK | PG 36 | 1-1/2" NPT | M40 x 1.5 | 1.22 (31) | .98 (25) | 1.10 (28) |
| PL-42-BK | PG 42 | - | M50 x 1.5 | 1.46 (37) | 1.18 (30) | 1.10 (28) |
| PL-48-BK | PG 48 | - | M63 x 1.5 | 1.69 (43) | 1.34 (34) | 1.10 (28) |



These non-threaded Plugs are made of Black Nylon (RAL 9005) and fit PG, NPT and Metric Strain Relief Fittings.



Inserts into Dome Nut for a liquid tight seal!

For Material Specifications and Approval Information refer to page 52.