

FEATURES

- ULTRA-SMALL LOW PROFILE 0201 & 0402 SIZES
- HIGH CURRENT & HIGH SRF
- COMPATIBLE WITH Pb-FREE SOLDERING
- RoHS COMPLIANT

RoHS Compliant
includes all homogeneous materials

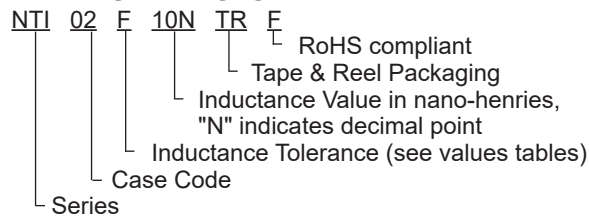


*See Part Number System for Details

CHARACTERISTICS

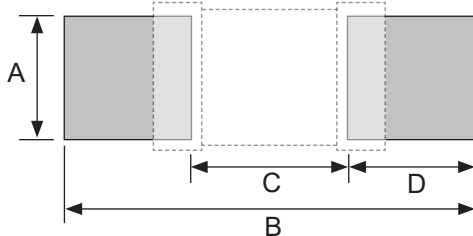
Case Size	0201	0402
Inductance Range	0.1nH ~ 10nH	0.2nH ~ 33nH
Available Tolerance	±0.1nH (B), ±0.2nH (C), ±0.3nH (D), ±1% (F), ±2% (G) & ±5% (J)	
Temperature Range	-40°C ~ +85°C	
Resistance to Solder Heat	260°C ±5°C for 5 seconds	
Temperature Cycling	ΔL <10% after 10 cycles -40°C/+20°C/+85°C/+20°C	

PART NUMBER SYSTEM

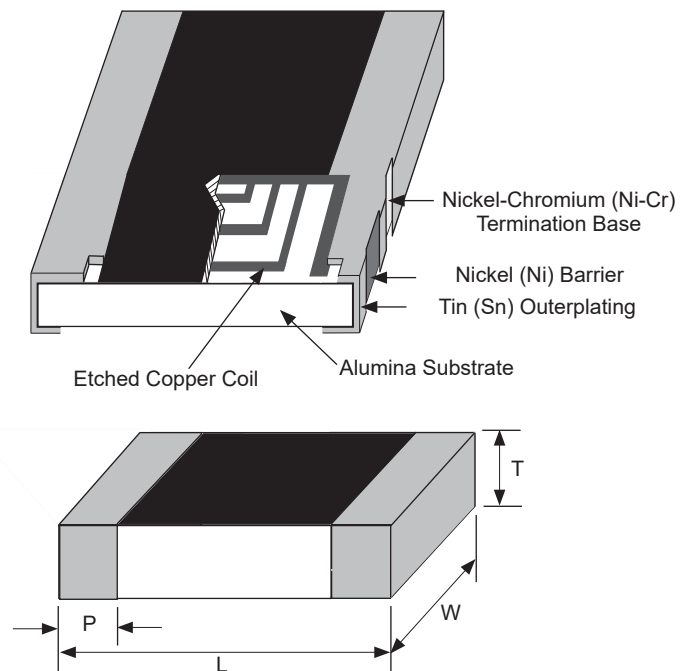


CASE DIMENSIONS (mm)				
Case Size	L	W	T	P
0201	0.60 ± 0.05	0.30 ± 0.05	0.23 ± 0.05	0.15 ± 0.05
0402	1.00 ± 0.05	0.50 ± 0.05	0.32 ± 0.05	0.20 ± 0.10

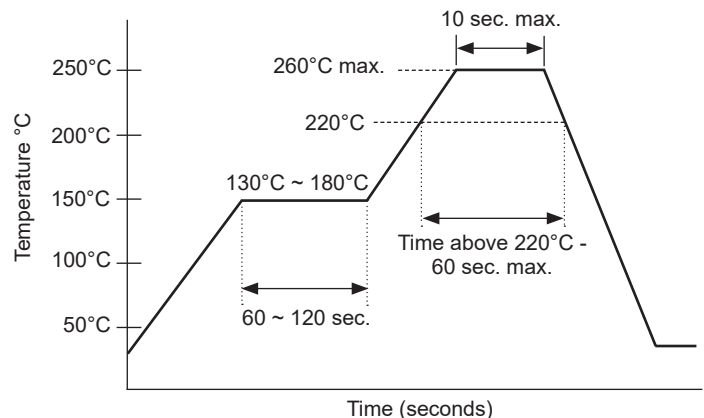
LAND PATTERN DIMENSIONS (mm)				
Case Size	A	B	C	D
0201	0.2 ~ 0.3	0.8 ~ 0.9	0.2 ~ 0.3	0.3 ~ 0.4
0402	0.5 ~ 0.6	1.5 ~ 1.8	0.5 ~ 0.6	0.5 ~ 0.6



CONSTRUCTION



REFLOW SOLDERING PROFILE



Available Values - 0201 Case Size						
Inductance Value (nH)	Part Number	DC Resistance Max. (Ω)	DC Current Max. (mA)	Available Tolerances & Tolerance Codes	Q Factor Min. & Test Frequency	SRF Min. (GHz)
0.1	NTI02_0N1TRF	0.20	400	$\pm 0.1\text{nH (B)}, \pm 0.2\text{nH (C)}, \pm 0.3\text{nH (D)}$	8 min. @ 500MHz	9
0.2	NTI02_0N2TRF					
0.3	NTI02_0N3TRF					
0.4	NTI02_0N4TRF					
0.5	NTI02_0N5TRF	0.25	350			
0.6	NTI02_0N6TRF					
0.7	NTI02_0N7TRF					
0.8	NTI02_0N8TRF					
0.9	NTI02_0N9TRF	0.30	300			
1.0	NTI02_1N0TRF					
1.1	NTI02_1N1TRF					
1.2	NTI02_1N2TRF	0.35				
1.3	NTI02_1N3TRF					
1.4	NTI02_1N4TRF	0.45	250			
1.5	NTI02_1N5TRF					
1.6	NTI02_1N6TRF	0.55	200			
1.7	NTI02_1N7TRF					
1.8	NTI02_1N8TRF					
1.9	NTI02_1N9TRF					
2.0	NTI02_2N0TRF	0.70	200			
2.1	NTI02_2N1TRF					
2.2	NTI02_2N2TRF					
2.3	NTI02_2N3TRF	0.80	150			
2.4	NTI02_2N4TRF					
2.5	NTI02_2N5TRF					
2.6	NTI02_2N6TRF					
2.7	NTI02_2N7TRF					
2.8	NTI02_2N8TRF					
2.9	NTI02_2N9TRF	1.00				
3.0	NTI02_3N0TRF					
3.1	NTI02_3N1TRF					
3.2	NTI02_3N2TRF					
3.3	NTI02_3N3TRF	1.20				
3.4	NTI02_3N4TRF					
3.5	NTI02_3N5TRF					
3.6	NTI02_3N6TRF					
3.7	NTI02_3N7TRF					
3.8	NTI02_3N8TRF					
3.9	NTI02_3N9TRF					
4.0	NTI02_4N0TRF	1.30	140			
4.4	NTI02_4N4TRF					
4.7	NTI02_4N7TRF					
4.9	NTI02_4N9TRF	1.60	130			
5.6	NTI02_5N6TRF					
6.1	NTI02_6N1TRF	2.00	120			
6.8	NTI02_6N8TRF					
7.4	NTI02_7N4TRF	2.80	110			
8.2	NTI02_8N2TRF					
9.1	NTI02_9N1TRF	3.00	100			
9.2	NTI02_9N2TRF					
10	NTI02_10NTRF	3.50	80	$\pm 2\% (G), \pm 5\% (J)$		4
						3
						2

Available Values - 0402 Case Size								
Inductance Value (nH)	Part Number	DC Resistance Max. (Ω)	DC Current Max. (mA)	Available Tolerances & Tolerance Codes	Q Factor Min. & Test Frequency	SRF Min. (GHz)		
0.2	NTI04_0N2TRF	0.10	800	$\pm 0.1\text{nH (B)}, \pm 0.2\text{nH (C)}, \pm 0.3\text{nH (D)}$	13 min. @ 500MHz	14		
0.3	NTI04_0N3TRF							
0.4	NTI04_0N4TRF							
0.5	NTI04_0N5TRF							
0.6	NTI04_0N6TRF							
0.7	NTI04_0N7TRF							
0.8	NTI04_0N8TRF							
0.9	NTI04_0N9TRF							
1.0	NTI04_1N0TRF							
1.1	NTI04_1N1TRF							
1.2	NTI04_1N2TRF							
1.3	NTI04_1N3TRF	0.25	700			12		
1.4	NTI04_1N4TRF							
1.5	NTI04_1N5TRF							
1.6	NTI04_1N6TRF							
1.7	NTI04_1N7TRF							
1.8	NTI04_1N8TRF							
1.9	NTI04_1N9TRF							
2.0	NTI04_2N0TRF							
2.1	NTI04_2N1TRF							
2.2	NTI04_2N2TRF							
2.3	NTI04_2N3TRF	0.35	560			10		
2.4	NTI04_2N4TRF							
2.5	NTI04_2N5TRF							
2.6	NTI04_2N6TRF							
2.7	NTI04_2N7TRF							
2.8	NTI04_2N8TRF							
2.9	NTI04_2N9TRF							
3.0	NTI04_3N0TRF							
3.1	NTI04_3N1TRF							
3.2	NTI04_3N2TRF							
3.3	NTI04_3N3TRF	0.45	440			8		
3.4	NTI04_3N4TRF							
3.5	NTI04_3N5TRF							
3.6	NTI04_3N6TRF							
3.7	NTI04_3N7TRF							
3.8	NTI04_3N8TRF							
3.9	NTI04_3N9TRF							
4.3	NTI04_4N3TRF							
4.7	NTI04_4N7TRF	0.55	380	6				
5.4	NTI04_5N4TRF							
5.6	NTI04_5N6TRF							
5.9	NTI04_5N9TRF							
6.5	NTI04_6N5TRF							
6.9	NTI04_6N8TRF							
7.2	NTI04_7N2TRF							
8.0	NTI04_8N0TRF							
8.1	NTI04_8N1TRF	0.65	320		5.5			
8.2	NTI04_8N2TRF							
9.1	NTI04_9N1TRF							
10	NTI04_10NTRF							
10.8	NTI04_10N8TRF	1.25	220	4.5				
12	NTI04_12NTRF							
13.8	NTI04_13N8TRF							
15	NTI04_15NTRF							
17	NTI04_17NTRF	1.75	180			3.7		
18	NTI04_18NTRF							
20.8	NTI04_20N8TRF							
22	NTI04_22NTRF							
27	NTI04_27NTRF	1.95	130		3.3			
33	NTI04_33NTRF							
				2.15			100	3.1
		2.55	90	2.8				
		2.65	75		2.5			
		3.25						
		4.50						



TAPE AND REEL DIMENSIONS (mm)

Type	A	B	E	F	W	P ₀	P ₁	P ₂	t	Qty/Reel
NTI02	0.40 ± 0.05	0.70 ± 0.05	1.75 ± 0.05	3.5 ± 0.05	8.0 ± 0.10	4.0 ± 0.10	2.0 ± 0.05	2.0 ± 0.5	0.42 ± 0.02	10,000
NTI04	0.70 ± 0.05	1.16 ± 0.05							0.40 ± 0.03	

