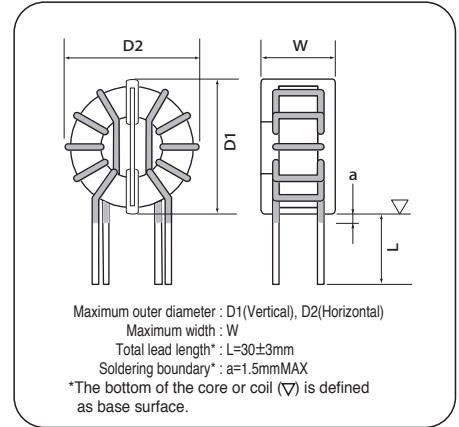


### ◆ MAJOR USES

- Common mode noise filter for AC/DC

### ◆ FEATURES

- Significantly improved inductance performance when compared to the FL Series
- Achieved high impedance over a broad range of frequencies when compared to the FL Series

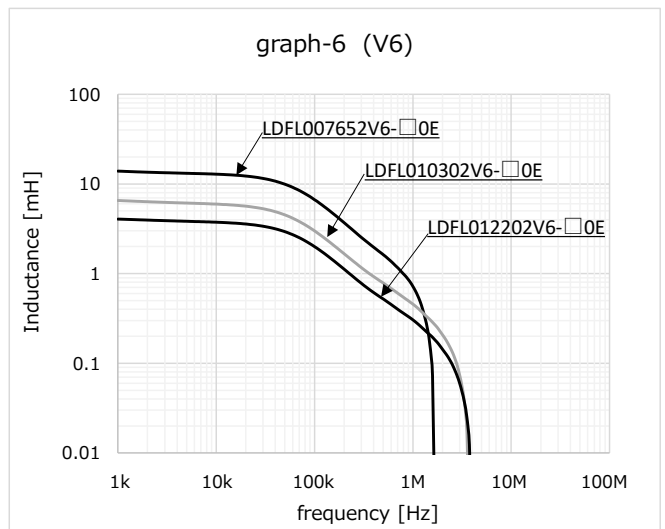
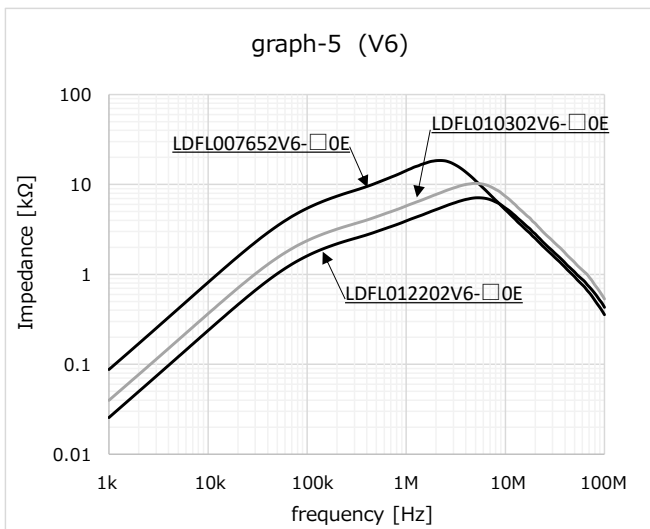
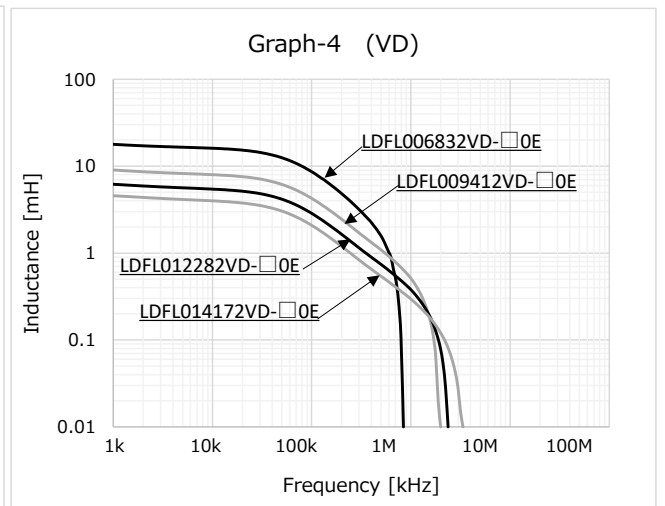
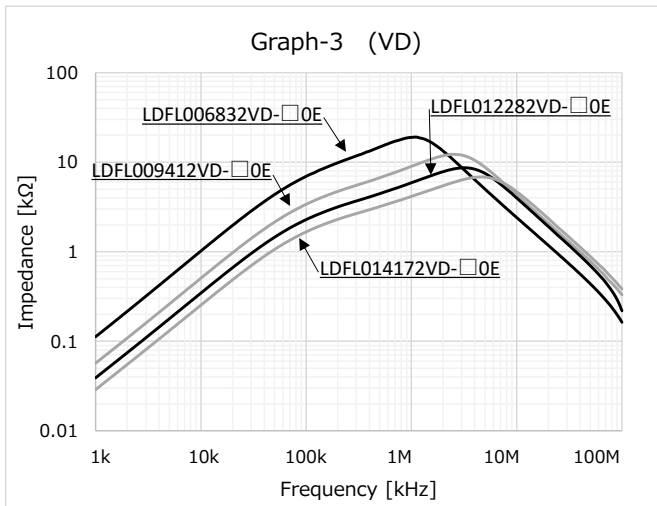
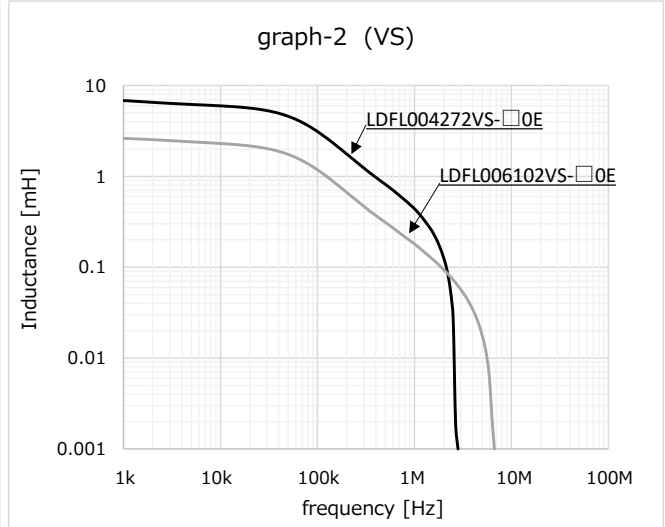
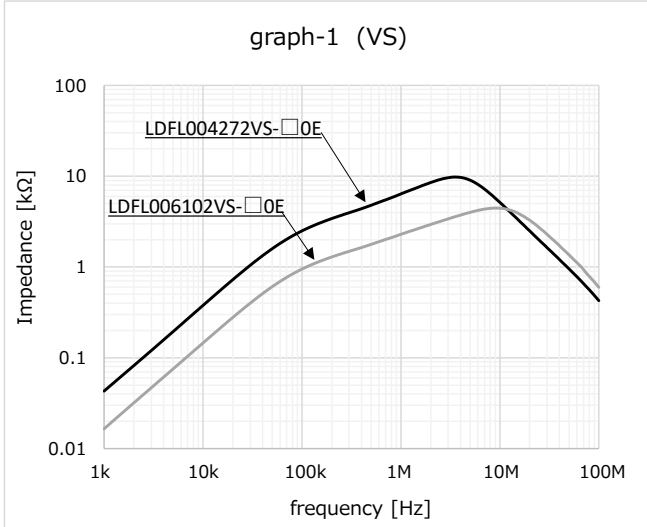


### ◆ CORE STANDARD SPECIFICATIONS

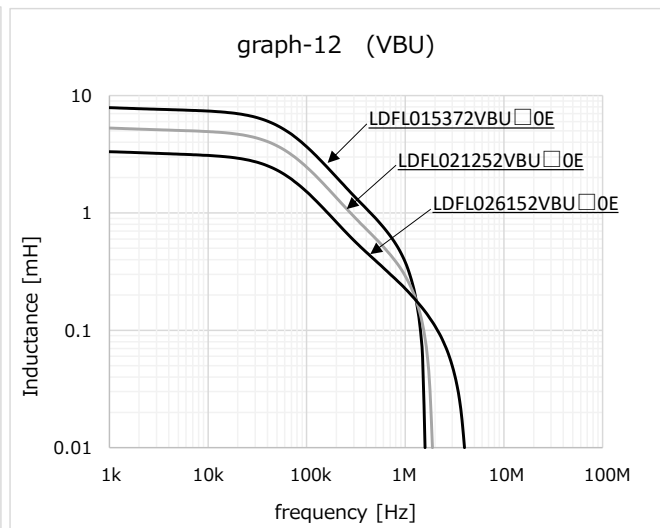
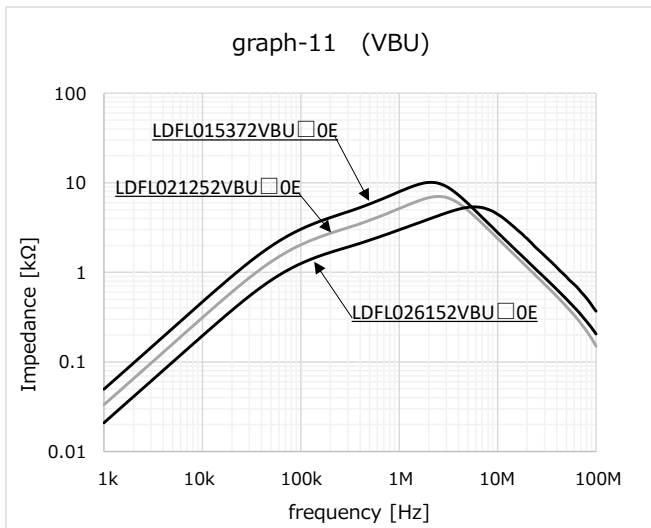
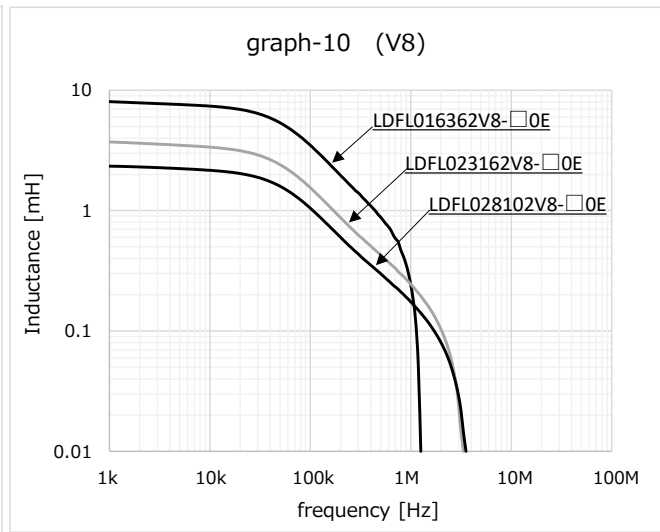
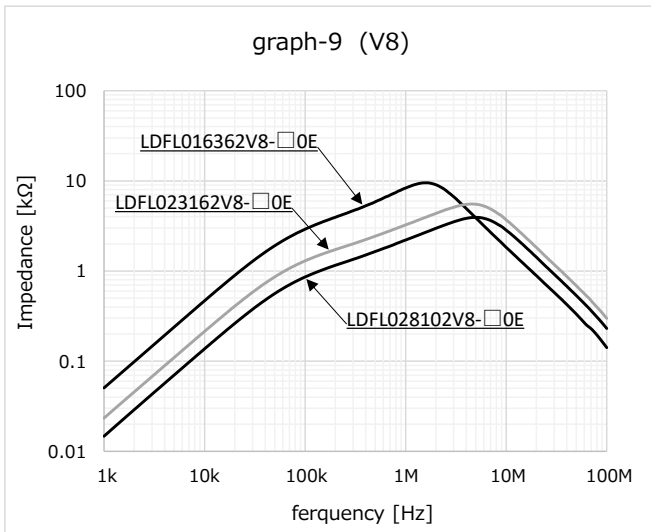
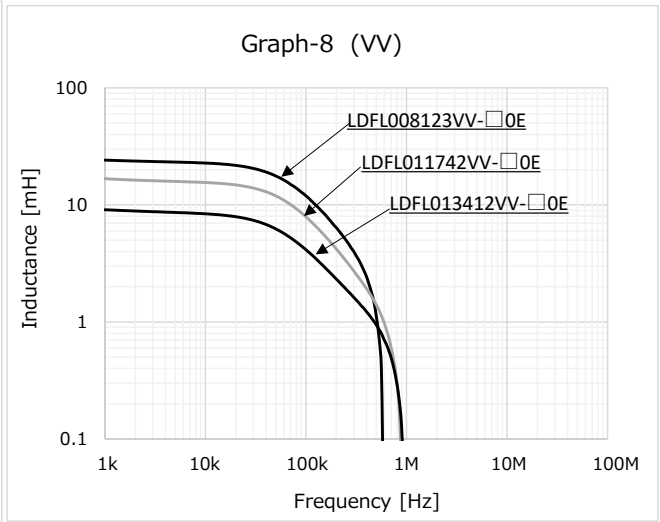
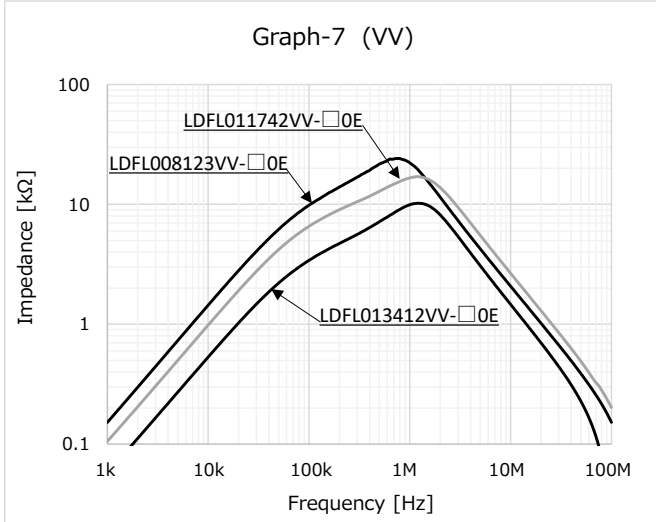
Coil Part No. *1	Core Part No.	Rated voltage [V]	Rated Current [A]	Inductance		D.C.R. mΩ (max)	Winding mm φ × lines	Outside Dimensions			Frequency Characteristics Graph	Temperature rise Graph
				10kHz [mH]	100kHz [mH]			D1 [mm]	D2 [mm]	W [mm]		
LDFL004272VS-□0E	F110705	250	3.5	6.0	2.7	38	0.55×1P	15.0	16.0	12.0	1,2	A
LDFL006102VS-□0E			5.5	2.3	1.0	16	0.7×1P					
LDFL006832VD-□0E	F221407	250	5.5	18.3	8.3	26	0.9×1P	27.0	31.0	17.5	3,4	B
LDFL009412VD-□0E			9	9.1	4.1	16	1.1×1P					
LDFL012282VD-□0E			12	6.2	2.8	9.5	1.3×1P					
LDFL014172VD-□0E			14	3.8	1.7	7	1.4×1P					
LDFL007652V6-□0E	F221310	250	7	16.3	6.5	22	1.0×1P	29.0	31.0	21.0	5,6	C
LDFL010302V6-□0E			10	6.7	3.0	11	1.2×1P					
LDFL012202V6-□0E			12	4.5	2.0	7.5	1.3×1P					
LDFL008123VV-□0E	F251513	250	8	25.3	11.5	26	1.1×1P	30.5	34.0	23.5	7,8	D
LDFL011742VV-□0E			11	16.2	7.4	15	1.3×1P					
LDFL013412VV-□0E			13	9.1	4.1	10	1.4×1P					
LDFL016362V8-□0E	F262115	500	16	7.8	3.6	7.5	1.8×1P	34.0	37.0	27.5	9,10	E
LDFL023162V8-□0E			23	3.4	1.6	3.7	2.1×1P					
LDFL028102V8-□0E			28	2.2	1.0	2.5	1.6×2P					
LDFL015372VBU□0E	F281815	700	15	8.1	3.7	6.7	1.7×1P	36.0	39.5	29.5	11,12	F
LDFL021252VBU□0E			21	5.4	2.5	4.5	1.9×1P					
LDFL026152VBU□0E			26	3.3	1.5	2.9	1.5×2P					
LDFL016732V22□0E	F312115	500	16	16.0	7.3	7.9	1.9×1P	38.0	43.0	28.5	13,14	G
LDFL020412V22□0E			20	9.0	4.1	4.9	2.1×1P					
LDFL025232V22□0E			25	5.0	2.3	3.1	1.6×2P					
LDFL032142V22□0E			32	3.0	1.4	1.9	1.8×2P					
LDFL020592VJU□0E	F372315	700	20	12.9	5.9	5.7	1.5×2P	48.0	50.0	32.5	15,16	H
LDFL027282VJU□0E			27	6.2	2.8	3.1	1.7×2P					
LDFL039172VJU□0E			39	3.7	1.7	1.8	2.0×2P					
LDFL030392V28□0E	F443420	600	30	8.5	3.9	3.6	2.0×2P	53.0	59.5	39.0	17,18	J
LDFL036262V28□0E			36	5.6	2.6	2.5	2.2×2P					

\*1 For Coil Part No., vertical type=V, horizontal type=H are used

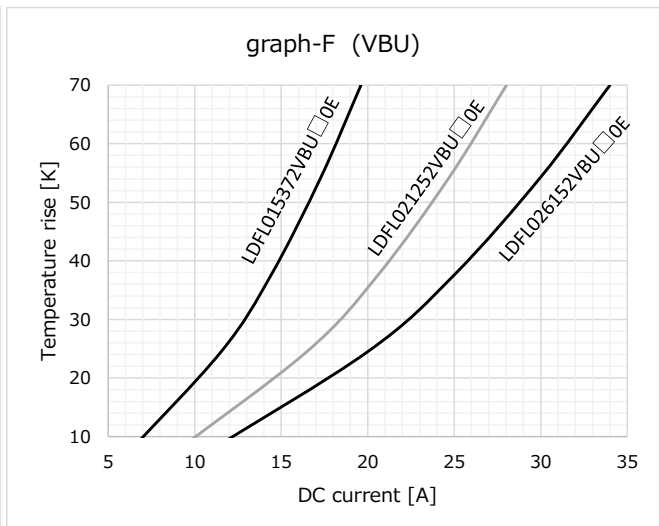
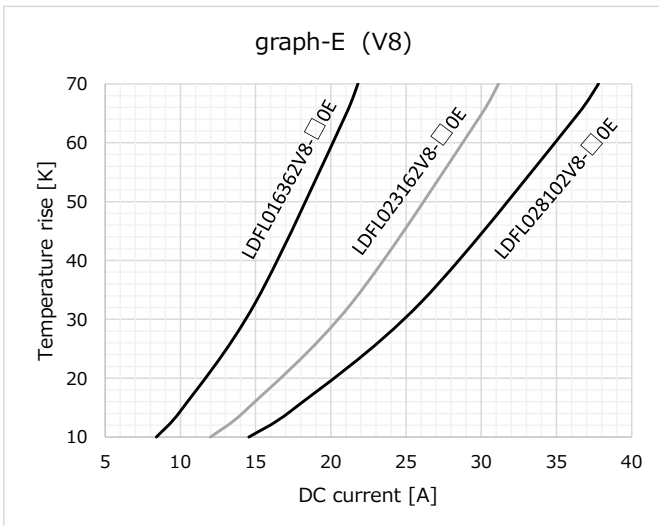
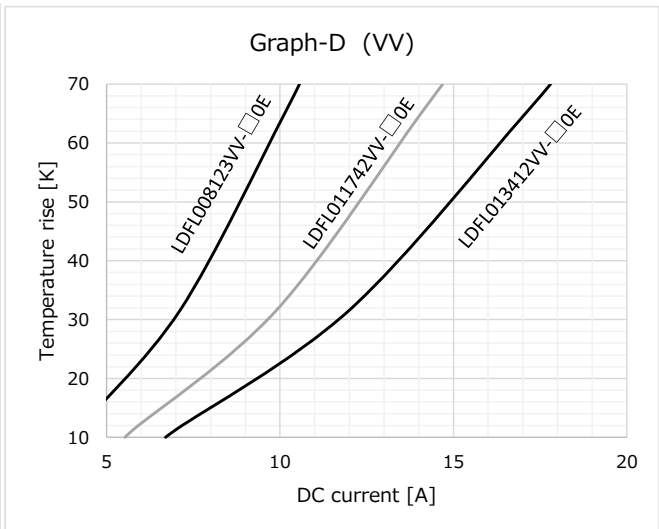
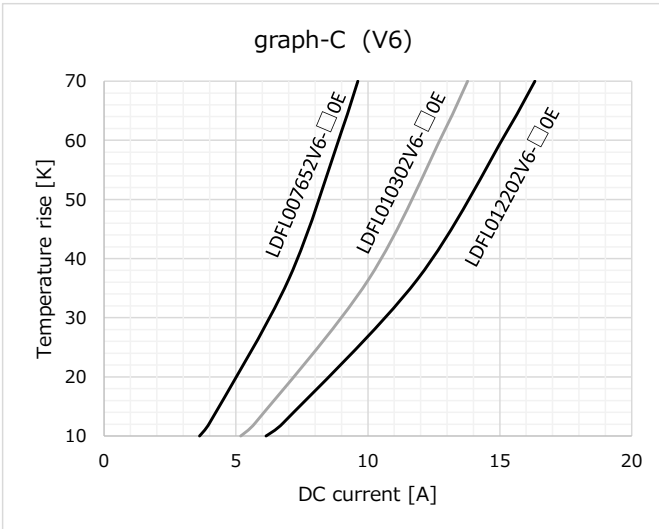
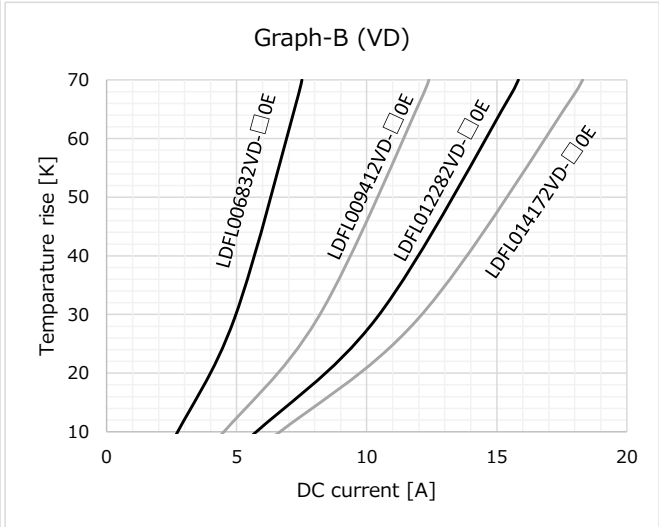
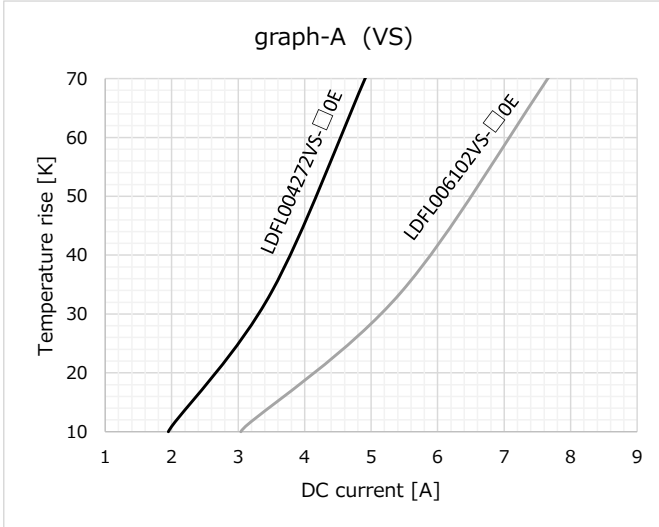
Frequency Characteristics Ambient temperature : 25°C



Frequency Characteristics Ambient temperature : 25°C



Temperature rise Ambient temperature: 25°C (calm) Saturation temperature for the DC current flow  
 \* Installation conditions or the influence of heat emitted by surrounding components are not considered in this data.



For three-phase circuit

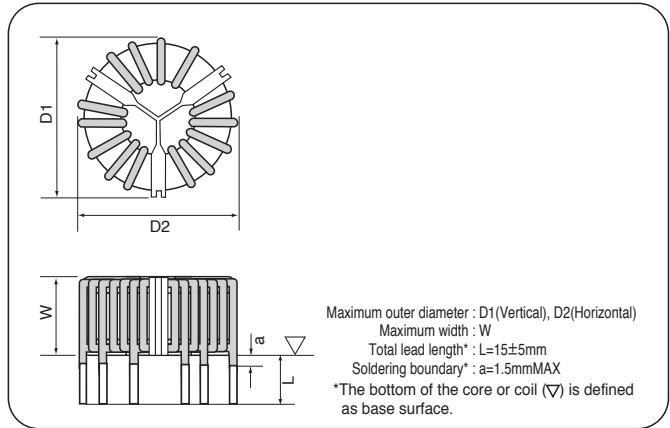
### ◆ MAJOR USES

- Common mode noise filter for AC/DC

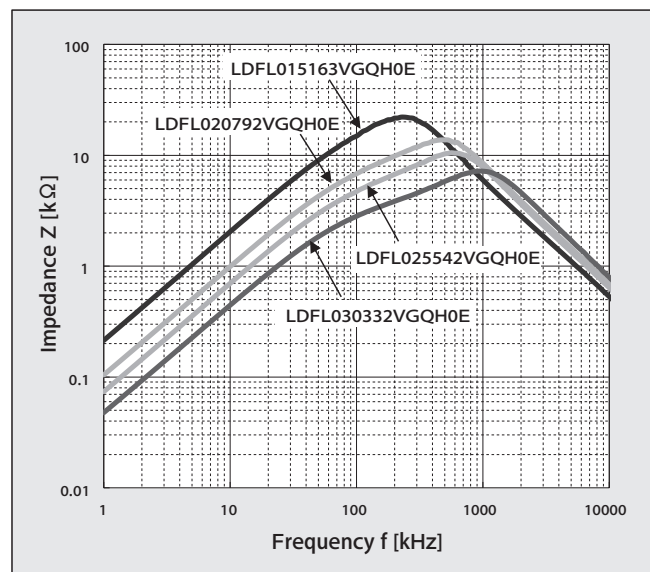
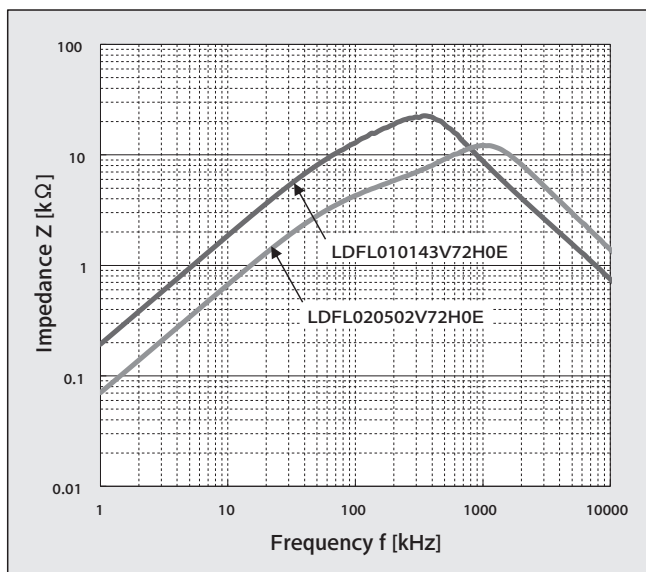
### ◆ FEATURES

- Significantly improved inductance performance when compared to the FL Series
- Achieved high impedance over a broad range of frequencies when compared to the FL Series

### ◆ CORE STANDARD SPECIFICATIONS



Coil Part No. (Old Coil Part No.)	Rated Current A	Inductance		D.C.R. mΩ (max)	Winding mm φ × lines	Outside Dimensions		
		10kHz (Typical)	100kHz (Rating)			D1 mm	D2 mm	W mm
		mH	mH					
LDFL010143V72H0E (FL10143V72PBF)	10	30.7	14.0	18	1.5 × 1P	56.0	56.0	32.0
LDFL020502V72H0E (FL20502V72PBF)	20	11.1	5.0	6	2.0 × 1P	56.0	56.0	32.0
LDFL015163VGQH0E (FL15163VGQPBF)	15	34.5	15.7	15	2.0 × 1P	65.0	65.0	35.0
LDFL020792VGQH0E (FL20792VGQPBF)	20	17.3	7.9	6	2.3 × 1P	65.0	65.0	35.0
LDFL025542VGQH0E (FL25542VGQPBF)	25	11.7	5.4	5	1.8 × 2P	65.0	65.0	35.0
LDFL030332VGQH0E (FL30332VGQPBF)	30	7.2	3.3	4	2.0 × 2P	65.0	65.0	35.0





### ◆ MAJOR USES

- Common mode noise filter for AC/DC
- Zero-phase reactor

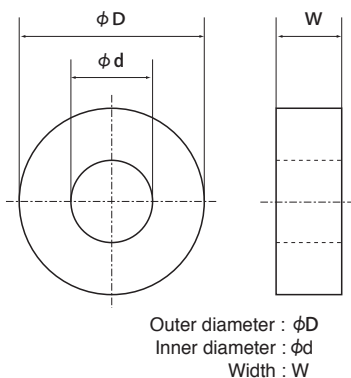
### ◆ FEATURES

- Achieved high impedance over a broad range of frequencies when compared to the FL Series

### ◆ CORE STANDARD SPECIFICATIONS

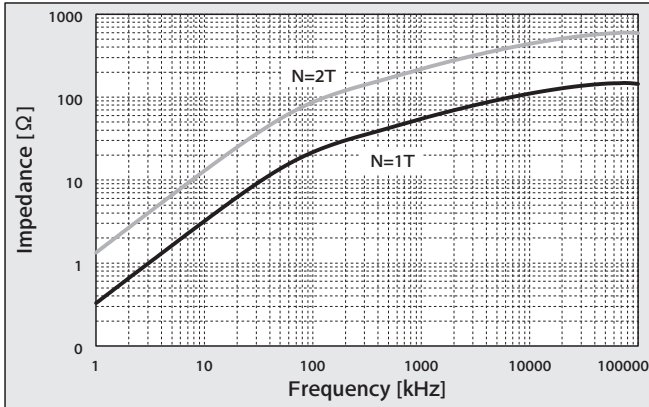
Core Part No.	Cross Sectional Area cm <sup>2</sup>	Magnetic Path Length cm	Weight g	Nominal dimensions			Inductance Coefficient (AL Value) [ $\mu$ H] 100kHz at 0A
				$\phi$ D mm	$\phi$ d mm	W mm	
LRF251510MKCX	0.41	6.38	21	28.3	12.7	12.3	25.2
LRF251515MKCX	0.63	6.38	32	28.3	12.7	17.5	38.1
LRF322015MKCX	0.69	8.09	60	35.2	17.5	17.3	33.1
LRF372315MKCX	0.83	9.33	80	40.5	19.5	18.0	34.7
LRF462715MKCX	1.14	11.47	98	49.4	22.7	18.0	38.7
LRF462725MKCX	1.90	11.47	162	49.4	22.7	28.0	64.6
LRF624520MKCX	1.36	16.81	173	66.0	41.0	24.0	31.5

### ◆ DIMENSIONS OF CORE

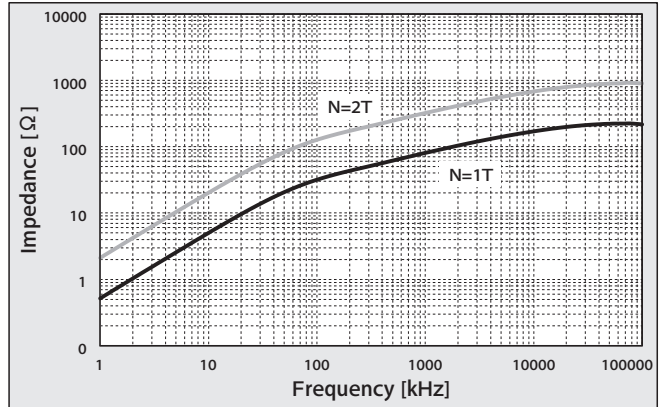


◆ FREQUENCY - IMPEDANCE CHARACTERISTICS

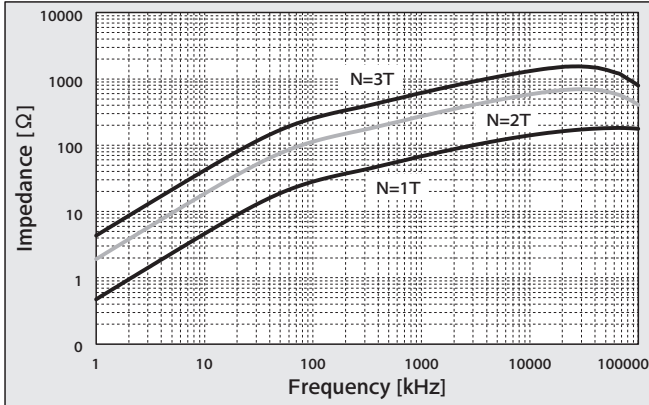
● LRF251510MKCX



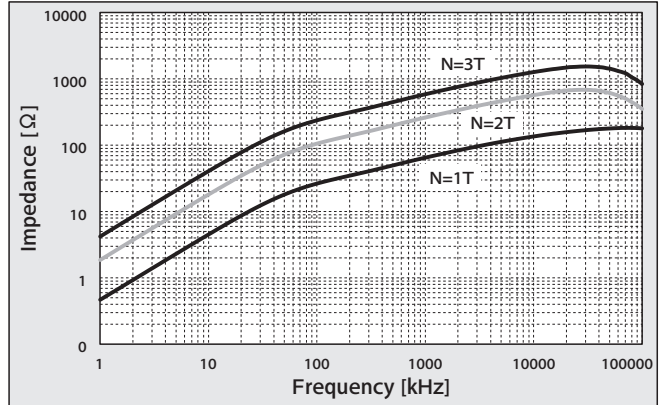
● LRF251515MKCX



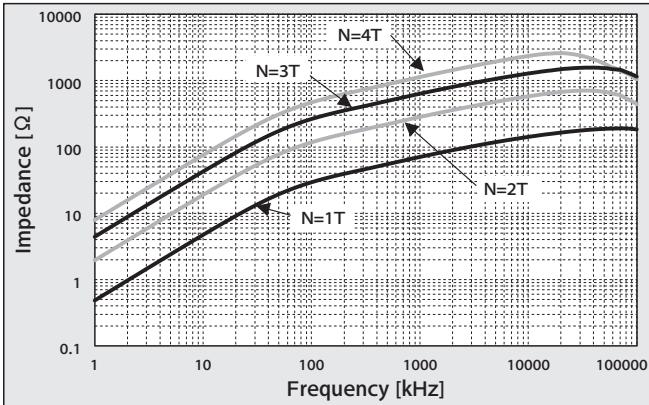
● LRF322015MKCX



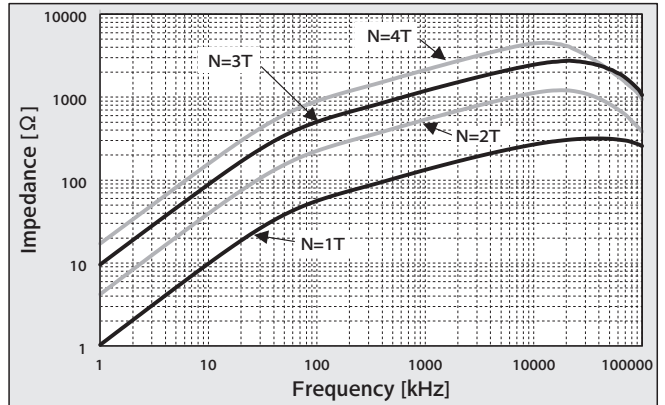
● LRF372315MKCX



● LRF462715MKCX



● LRF462725MKCX



● LRF624520MKCX

