

Register to Get  \$10 Shipping Coupon



LOGIN/SIGN UP


HOME COMMUNITY **NEW** FORUM WIKI BLOG PRODUCT LINES

EDUCATION

\$USD

WISH LIST

Modules / LCDs, LEDs & Displays / Screens & Displays / 7 inches Touch Display (eDP) for LattePanda Alpha&Delta




7 inches Touch Display (eDP) for LattePanda Alpha&Delta

SKU:FIT0551 Brand:LattePanda Reward Points: 549

Quantity Based	
QTY	DISCOUNT
3-4	
5-9	
10+	

Quantity: -

ADD TO CART



Frequently Bought Together

7 inches Touch Display (eDP) for LattePanda Alpha&Delta + LattePanda ... Device + LattePanda ... Device + LatteP... Linux Device + Str... Board Computer =

You have chosen: 0
Total amount:


BUY IT NOW

INTRODUCTION

Excellent Visual Effect

This display adopts IPS screen technology, support 178-degree visual Angle, 1024 x 600 high resolution, and high color saturation, achieve excellent picture.

Designed For HMI and Portable Projects



We have made many product design optimizations for HMI and portable project requirements. For example, HMI scenarios are often complex and dusty, but this display uses a fully fit design to perfectly prevent dust from entering the screen, and also effectively reduces the reflection of light. In order to make the screen easy to be installed, the screen edge comes with the special double-sided adhesive tape, which can be easily and firmly fixed.

Best Compatibility

Unlike other normal HDMI screens, this display uses eDP interface and has the best compatibility with LattePanda alpha & delta (not compatible with LattePanda V1.0). It allows you to set screen power, brightness, contrast, and other parameters directly in the OS or APIs.

LattePanda Alpha: Screen, Case & Streaming Cable





LattePanda alpha accessories - Titan Case, Streaming Cable, and 7 inch EDP display



FEATURES

- 1024 x 600 high resolution
- Capacitive screen

SPECIFICATION

- 1024 x 600 high resolution
- Transmittance: 85%
- Surface Hardness: 6H
- Response Time: ≤16ms
- Tapping Durability: 200,000,000 times
- Supports LattePanda Alpha & Delta
- Connector: 10cm FPC Extension Cable
- Dimensions: 180*110*5 mm / 7.1*4.3*0.2 inches

DOCUMENTS

- [User manual](#)
- [Dimension](#)
- [Official Website](#)

SHIPPING LIST

- 7"eDP Touch Display x1
- 30pin eDP cable x1

REVIEW

Hace poco inicié un proyecto de construcción de un Mini PC con la Board LattePanda DELTA, un mini pc muy potente, esta vez les voy a mostrar como adaptarle la pantalla Touch Display(eDP) de solo 7 pulgadas, pero con buena resolución y táctil para sacarle mas provecho al mini pc. <https://youtu.be/aqlssO9TPkM>



Daniel Augusto · 06/04/2020

FAQ

26 Comments · DFRobot · Disqus' Privacy Policy

Login

Recommend

Tweet

Share

Sort by Best

in the discussion...

Tachikoma · 5 months ago

Is it possible to use it without the monitor frame?



1 · Reply · Share

DFRobot Support Mod · Tachikoma · 4 months ago

You marked the red on the picture is M3 tape, it's does not affect the screen, can be used. If you are worried, you can make a shell for it.

Reply · Share

Jim DiNunzio · 5 days ago

Also, I would like to 3d print a standing frame. I found one on thingiverse.com, <https://www.thingiverse.com>.... Are there any other ones? Thanks.

Reply · Share

Jim DiNunzio · 6 days ago

I need a longer FPC Extension Cable and way to extend the touch screen cable. Where can I get the necessary parts?

Jim

Reply · Share

Jolon Faichney · 9 days ago

I had trouble getting the touch panel to work and needed to install these drivers: <https://github.com/LattePan...>

Run install.bat with "Run as Administrator"

Reply · Share

Aaron Holtzman · 2 months ago

What is the pinout and part number for the touch controller?

Reply · Share

DFRobot Support Mod → Aaron Holtzman · 2 months ago

Hi, Not very sure about your question. Do you mean these?



[see more](#)

^ · [Reply](#) · [Share](#) >



Aaron Holtzman → DFRobot Support · 2 months ago

Yes, the latter picture shows the pinout for the touch screen FPC connector. The other question was what is the touch controller IC part number? Thanks.

^ · [Reply](#) · [Share](#) >



Tasen · 3 months ago

Are you guys planning to come 10 inch display like this? We are looking forward to go 10 inch touch display, IPS, but without touch like this 7 inch one

^ · [Reply](#) · [Share](#) >



Clint Elimanco · 3 months ago

What is the current consumption of the touch screen?

^ · [Reply](#) · [Share](#) >



DFRobot Support Mod → Clint Elimanco · 3 months ago

Hi,

The touch screen does not require any external power. The USB type-C provides enough power for both the board and the touch screen. So, we didn't measure the power consumption of the screen.

^ · [Reply](#) · [Share](#) >



Jesse McDonald · 5 months ago

Is there a prebuilt case for mounting this display to the titan case?

^ · [Reply](#) · [Share](#) >



DFRobot Support Mod → Jesse McDonald · 4 months ago

Sorry, we don't any shell for the display.

^ · [Reply](#) · [Share](#) >



Fabian Berstecher · 9 months ago

Where can i find the technical specs of the display? Especially maximum brightness and power consumption would be interesting to know.

^ · [Reply](#) · [Share](#) >



DFRobot Support Mod → Fabian Berstecher · 9 months ago

You could go through the DOCUMENTS and the SPECIFICATION.

^ · [Reply](#) · [Share](#) >



Clint Elimanco → DFRobot Support · 3 months ago

can you be specific on the link? thank you.

^ · [Reply](#) · [Share](#) >





Anton Prafanto · 10 months ago

my touchscreen is not working, please help me

^ · Reply · Share >



DFRobot Support Mod → Anton Prafanto · 10 months ago

Could you show me the pictures about how you touch the wire?

^ · Reply · Share >



Oleg Konakov · a year ago

What is the power consumption of the screen (mA)?

^ · Reply · Share >



Oleg · a year ago

please give a drawing or a 3D screen model, the link "dimension" is only the dimension of the touch screen, and this is not the Touch Display as a whole !!!!!!!!

^ · Reply · Share >



Cigdema · a year ago

(not compatible with LattePanda V1.0) why ?

^ · Reply · Share >



DFRobot Support Mod → Cigdema · a year ago

Hey,

Unfortunately there is a different connection. We do have the following displays available for the V1.0:

<https://www.drobot.com/pro...> and <https://www.drobot.com/pro...>

^ · Reply · Share >



Rakmun Bryant-Vick · a year ago

I purchased 4 of these units, but the touch is not working on any of them. I am running a custom flavor of Ubuntu 16.04. I can't find the GoodIX driver that matches Ubuntu 16.04. Anyone else run into this? Any hints on where to find this driver. I have been on the LPA message boards and not had much luck.

^ · Reply · Share >



DFRobot Support Mod → Rakmun Bryant-Vick · a year ago

You can connect to admin@lattepanda.com

^ · Reply · Share >



Adriel Pagoto · a year ago

what dimensions, please?

^ · Reply · Share >



DFRobot Support Mod → Adriel Pagoto · a year ago

Dimensions: 180*110*5 mm / 7.1*4.3*0.2 inches

^ · Reply · Share >



Subscribe

Add Disqus to your site

Do Not Sell My Data

DISQUS

Sign up for exclusive offers!

Your email address



Like us on



INFORMATION

[About Us](#)

[Warranty](#)

[Privacy Policy](#)

CUSTOMER SERVICE

[DFRobot Distributors](#)

[Contact us](#)

[Site Map](#)

MY ACCOUNT

[Affiliates](#)

[Specials](#)

[Coupon](#)

[Shipping](#)

[Payment](#)

[FAQ](#)