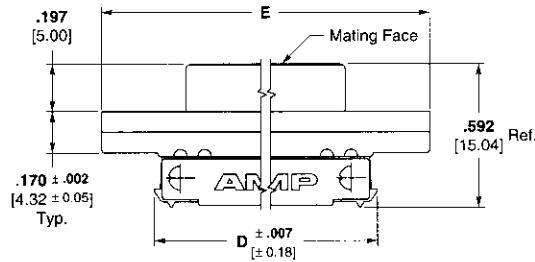
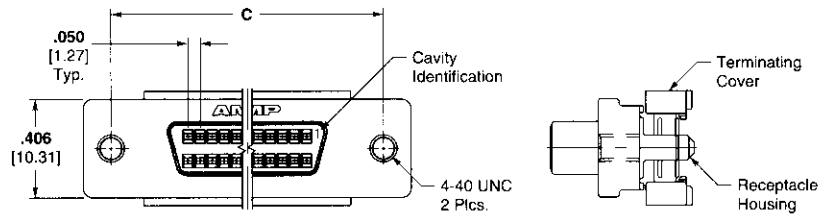



**AMPLIMITE .050 Series Panel Mount Flat Top Receptacle Assemblies Without Rails and Latch Blocks, Series III**



**Note:** Refer to Tyco Electronics Customer drawings and Application Spec for PCB & panel layouts.

**Materials:**

**Housing and Termination Covers**

—Thermoplastic, 94V-0 rated, black

**Shell**—Steel, plated bright nickel over copper

**Bracket**—Zinc, plated nickel over copper

**Contacts**—Phosphor bronze, duplex plated .000030 [0.00076] min. gold on mating end; tin-lead on solder end; all nickel underplated

**Recommended wire size—**

28 AWG [0.08-0.09mm<sup>2</sup>] or 30 AWG [0.05mm<sup>2</sup>], solid or 7 strand, with a .029-.036 [0.74-0.89] insulation diameter or .050 [1.27] centerline, 28 AWG [0.08-0.09mm<sup>2</sup>] stranded, PVC, flat ribbon cable

**Technical Documents:**

**Product Specifications**—108-1228

**Application Specifications**—114-40029

Pos. No. of	Dimensions			Part Numbers
	C	D	E	Connectors With Assembled Standard Termination Covers
50	1.830 46.48	1.629 41.38	2.065 52.45	749877-5
68	2.280 57.91	2.079 52.81	2.515 63.88	749877-7
100	3.080 78.23	2.879 73.13	3.315 84.20	749877-9

**Note:** For termination, cover closing and wire lacing tooling, see page 14. For termination tooling other than wire lacing see pages 28,29.

AMPLIMITE .050 Series Connectors, Series III