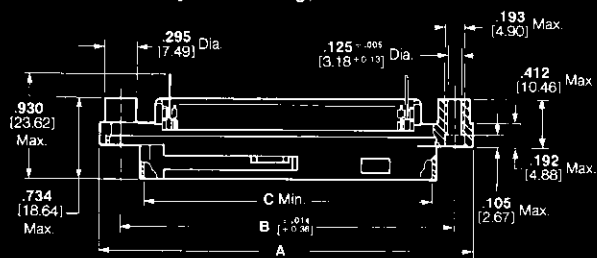


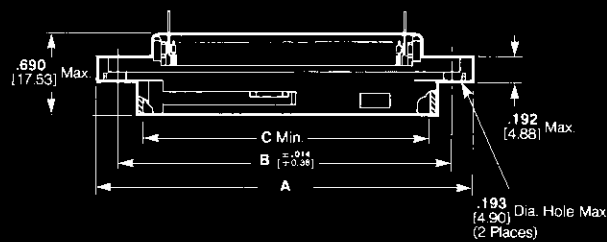
Vertical and Edge Mount Connector Specifications

Plug

Vertical Mount Style PV—Plug, Screw Lock

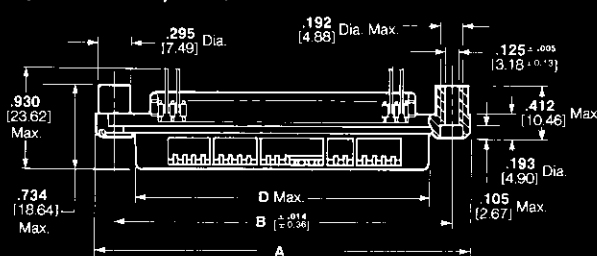


Edge Mount Style PE—Plug, Screw Lock

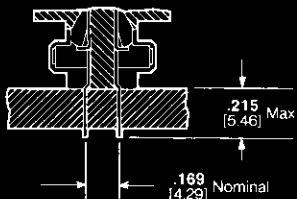
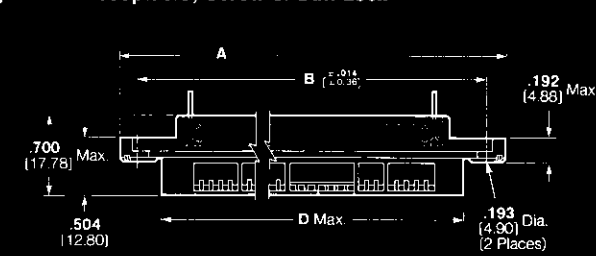


Receptacle

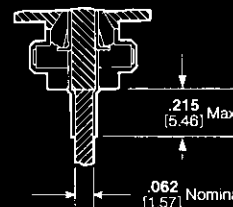
Style RV—Receptacle, Screw or Bail Lock



Style RE—Receptacle, Screw or Bail Lock

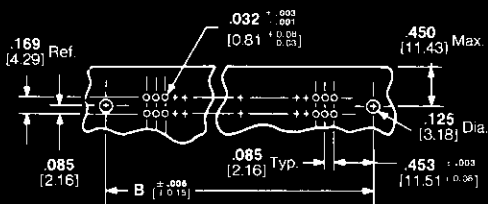


End View
Vertical Mount



End View
Edge Mount

Pc Board Thickness Range: .062-.125 [1.57-3.18]



Recommended Pc Board
Mounting Dimensions

Pc Board Thickness .062 [1.57]



Recommended Pc Board
Mounting Dimensions

| No. of Positions | Dimensions | | | | Part Numbers | | | |
|------------------|----------------|----------------|----------------|----------------|----------------------------|------------------------|----------------------------|------------------------|
| | A | B | C | D | Plug | | Receptacle | |
| | | | | | Style PV Vertical Mount | Style PE Edge Mount | Style RV Vertical Mount | Style RE Edge Mount |
| 14 | 1.750 44.45 | 1.416 35.97 | 1.001 25.43 | 1.000 25.40 | 552209-1 | — | 552212-1 | — |
| 24 | 2.175 55.25 | 1.842 46.79 | 1.426 36.22 | 1.425 36.20 | 552221-1 | — | 552224-1 ¹ | 552230-1 |
| 36 | 2.685 68.20 | 2.352 59.74 | 1.936 49.17 | 1.935 49.15 | 552232-1 | — | 552235-1 | 552241-1 |
| 50 | 3.280 83.31 | 2.946 74.83 | 2.531 64.29 | 2.530 64.26 | 552116-1 | 552126-1 | 552118-1 | 552130-1 |
| 64 | 3.875 98.43 | 3.542 89.97 | 3.126 79.40 | 3.125 79.38 | 552243-1 | — | 552246-1 | — |

¹ .189 [4.80] Diameter Mounting Hole, for IEEE Application.

Notes: 1. Printed circuit board material—glass-filled polyester 94V-0 rated.
2. Order all hardware required separately.

PC Board
Connectors