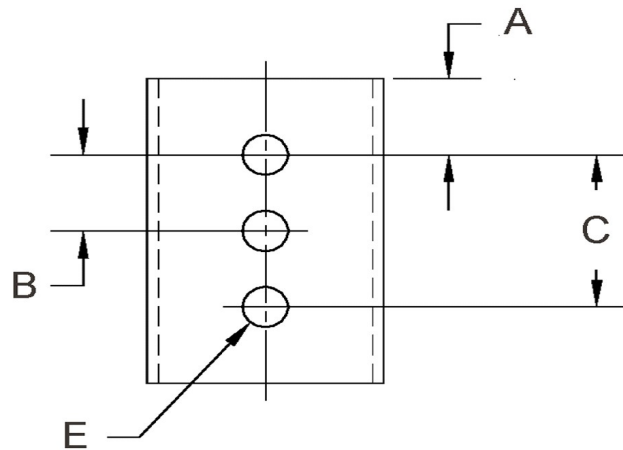
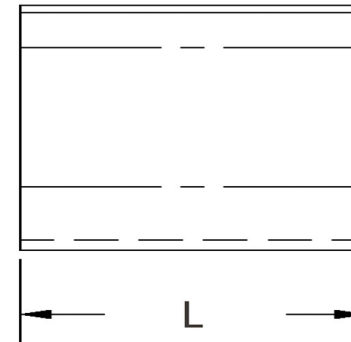
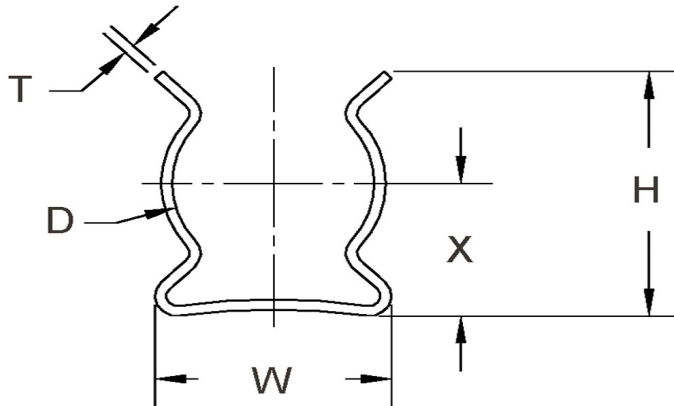


D \pm -.015	L \pm -.01	T (Stk) \pm -.003	H (Max)	W (Base Max)	X \pm -.02	E \pm -.003	A \pm -.005	B \pm -.005	C \pm -.005	# Of Holes
0.500	1	0.020	0.640	0.560	0.372	0.140	0.200	0.600	0	2



NOTE:

ALL DIMENSIONS ARE TO BE MEASURED WITH THE SPRING CLIP SECURED TO A FLAT SURFACE AND A COMPONENT OF THE NOMINAL DIAMETER IN PLACE.



SEASTROM MANUFACTURING CO., INC.
 456 SEASTROM STREET
 TWIN FALLS, IDAHO 83301
 (208) 737-4300 FAX (208) 734-7222

ALL INFORMATION
 COPYRIGHTED BY
 SEASTROM MFG. ©

PART NO.: 4521-50-100-3-P

PART NAME: Spring Clips 01

MATERIAL: Stainless Steel 17-7ph

HEAT TREAT: Please refer to Material & Finish Specifications in Engineering Resources

FINISH: Passivate (All Dimensions Are Prior To Plating)

Dimensions in Inches