

Toggle Clamp - Medium Flip-up Style

PRODUCT ID: 2456

OUT OF STOCK

Please enter your details below and we will send you an email when this item is back in stock. You will only be emailed about this product!

YOUR NAME


YOUR EMAIL

NOTIFY ME

ADD TO WISHLIST

[DESCRIPTION](#)

[TECHNICAL DETAILS](#)




DESCRIPTION

Ka-thunk Pin down that little PCB with our **Toggle Clamp**, a sturdy and reliable way to quickly press and release with precision! A pogo-pin bed is a great way to connect and test boards

without any soldering, but you have to somehow get that PCB aligned right and evenly pressed down on each pogo. After much experimenting, we settled on this toggle clamp and we use it all the time in our testing processes.

This beauty is strong enough to grip onto a PCB, but the rounded rubber tip ensures it won't mar or damage any circuits. You'll need to bolt it securely, then attach the rubber nub with the included hex nuts. The height of the nub can be adjusted, as can the location along the clamp.

This is the small-size flip-up type toggle clamp. Click [here for the larger size](#) or [here for the flip-down type](#).



TECHNICAL DETAILS

- [Diagram](#)
- Weight: 60g / 0.13 lbs

LEARN



[How to Make a Pogo Pin Test Jig](#)
Get jiggy!

MAY WE ALSO SUGGEST...



Helping Third Hand



Super Fancy Third Hand Kit




Pogo Pins "Crown Head" (10)



Panavise Jr.



Toggle Clamp - Large Size



Pogo Pins "Needle Head"



Panavise Multi-Purpose



Toggle Clamp - Small Flip-



Pogo Pins "Spear Head" (10)



Pogo Pin Probe Clip



Fixture Clip - Short

DISTRIBUTORS [EXPAND TO SEE DISTRIBUTORS](#)

[CONTACT](#)

[SUPPORT](#)

[DISTRIBUTORS](#)

[EDUCATORS](#)

[JOBS](#)

[FAQ](#)

[SHIPPING & RETURNS](#)

[TERMS OF SERVICE](#)

[PRIVACY & LEGAL](#)

[ABOUT US](#)

*"A delayed game is eventually good,
a bad game is bad forever" -
Shigeru Miyamoto*

ENGINEERED IN NYC Adafruit®



4.9 ★★★★★
Google
Customer Reviews