


# 1757823-9 Product Details

[Share](#) | [Print](#) | [Email](#)


**1757823-9**

TE Internal Number: 1757823-9  
✔ Active

## Subminiature D Pins/Sockets for MIL-C-24308 and MIL-C-39029

✔ Always EU RoHS/ELV Compliant (Statement of Compliance)

- Product Highlights:**
- Connector
  - Product Series = 90
  - Connector Style = Plug
  - Contact Type = Pin
  - Density = High
- [View all Features](#)

**Quick Links**

- ▶ [Check Pricing & Availability](#)
- ▶ [Search for Tooling](#)
- ▶ [Product Feature Selector](#)
- ▶ [Contact Us About This Product](#)

[View 3D PDF](#)

[Add to My Part List](#) | [Request Sample](#) | [Find Similar Products](#) | [Buy Product](#)



**Documentation & Additional Information**

<p><b>Product Drawings:</b></p> <ul style="list-style-type: none"> <li>• <a href="#">AMPLIMITE PLUG ASSY,SIZE 1 THRU 6 SERIES 90 WITH ZIN...</a> (PDF, English)</li> </ul> <p><b>Catalog Pages/Data Sheets:</b></p> <ul style="list-style-type: none"> <li>• None Available</li> </ul> <p><b>Product Specifications:</b></p> <ul style="list-style-type: none"> <li>• None Available</li> </ul> <p><b>Application Specifications:</b></p> <ul style="list-style-type: none"> <li>• None Available</li> </ul> <p><b>Instruction Sheets:</b></p> <ul style="list-style-type: none"> <li>• None Available</li> </ul> <p><b>CAD Files:</b> (CAD Format &amp; Compression Information)</p> <ul style="list-style-type: none"> <li>• <a href="#">2D Drawing (DXF, Version G)</a></li> <li>• <a href="#">3D Model (IGES, Version G)</a></li> <li>• <a href="#">3D Model (STEP, Version G)</a></li> </ul>	<p><b>Additional Information:</b></p> <ul style="list-style-type: none"> <li>• <a href="#">Product Line Information</a></li> </ul> <p><b>Additional Product Images:</b></p> <ul style="list-style-type: none"> <li>• <a href="#">Insert Arrangement</a></li> </ul> <p><b>Related Products:</b></p> <ul style="list-style-type: none"> <li>• <a href="#">Tooling</a></li> </ul>
---------------------------------------------------------------------------------------------------------------------------------------------------------------------------------------------------------------------------------------------------------------------------------------------------------------------------------------------------------------------------------------------------------------------------------------------------------------------------------------------------------------------------------------------------------------------------------------------------------------------------------------------------------------------------------------------------------------------------------------------------------------------------------------------------------------------------------------------------------------------------------------------------	--------------------------------------------------------------------------------------------------------------------------------------------------------------------------------------------------------------------------------------------------------------------------------------------------------------------------------------------------------------------------------

[List all Documents](#)

**Product Features** (Please use the Product Drawing for all design activity)

<p><b>Product Type Features:</b></p> <ul style="list-style-type: none"> <li>• Product Type = Connector</li> <li>• Product Series = 90</li> <li>• Shell Size = 3</li> <li>• Shell Material = Steel</li> <li>• Termination Method to Wire/Cable = Crimp</li> <li>• Mounting Hole Diameter (mm [in]) = 3.05 [.120]</li> </ul> <p><b>Body Features:</b></p> <ul style="list-style-type: none"> <li>• Number of Positions = 44</li> <li>• Blindmate = No</li> <li>• Non-Magnetic = No</li> <li>• Rear Grommet = No</li> <li>• Power/Signal/Coax Combination = No</li> <li>• Shell Plating = Zinc</li> <li>• Mount Style = Mounting Holes</li> <li>• Retention Clip Material = Stainless Steel</li> </ul> <p><b>Contact Features:</b></p> <ul style="list-style-type: none"> <li>• Contact Type = Pin</li> <li>• Contact Size = 22</li> <li>• Contact Style = Crimp Snap-in</li> </ul>	<p><b>Housing Features:</b></p> <ul style="list-style-type: none"> <li>• Connector Style = Plug</li> </ul> <p><b>Configuration Features:</b></p> <ul style="list-style-type: none"> <li>• Density = High</li> </ul> <p><b>Industry Standards:</b></p> <ul style="list-style-type: none"> <li>• Government/Industry Qualification = Yes</li> <li>• Government/Industry Part Number = M24308/4-13</li> <li>• RoHS/ELV Compliance = RoHS compliant, ELV compliant</li> <li>• Lead Free Solder Processes = Wave solder capable to 240°C, Wave solder capable to 260°C, Wave solder capable to 265°C</li> <li>• RoHS/ELV Compliance History = Always was RoHS compliant</li> <li>• NASA Qualification = No</li> </ul> <p><b>Conditions for Usage:</b></p> <ul style="list-style-type: none"> <li>• Applies To = Wire/Cable</li> </ul> <p><b>Other:</b></p> <ul style="list-style-type: none"> <li>• Brand = AMP</li> <li>• Comment = Size 22 pins supplied with plugs are loose piece.; "F" is stamped on connectors following M24308 part number as required. "F" designates cadmium shell plating.</li> </ul>
----------------------------------------------------------------------------------------------------------------------------------------------------------------------------------------------------------------------------------------------------------------------------------------------------------------------------------------------------------------------------------------------------------------------------------------------------------------------------------------------------------------------------------------------------------------------------------------------------------------------------------------------------------------------------------------------------------------------------------------------------------------------------------------------------------------------------------------------------------------------------------	------------------------------------------------------------------------------------------------------------------------------------------------------------------------------------------------------------------------------------------------------------------------------------------------------------------------------------------------------------------------------------------------------------------------------------------------------------------------------------------------------------------------------------------------------------------------------------------------------------------------------------------------------------------------------------------------------------------------------------------------------------------------------------------------------------------------------------------------------------------------------------------------------------------------------------------------------------------------------------------------------------------------------------------------------------------------------------------------------------

<p><b>Corporate Information</b></p> <ul style="list-style-type: none"> <li><a href="#">About TE</a></li> <li><a href="#">Investors</a></li> <li><a href="#">News Room</a></li> <li><a href="#">Supplier Portal</a></li> <li><a href="#">Careers</a></li> <li><a href="#">Terms &amp; Conditions</a></li> <li><a href="#">Privacy Policy</a></li> </ul>	<p><b>Quick Links</b></p> <ul style="list-style-type: none"> <li><a href="#">Check Distributor Inventory</a></li> <li><a href="#">Cross Reference Products</a></li> <li><a href="#">Find Documents &amp; Drawings</a></li> <li><a href="#">Product Compliance Support Center</a></li> <li><a href="#">Site Map</a></li> </ul>	<p><b>Customer Support</b></p> <ul style="list-style-type: none"> <li><a href="#">Email or Chat With Us</a></li> <li><a href="#">Find a Phone Number</a></li> <li><a href="#">Search Knowledge Base</a></li> <li><a href="#">Manage Your Account</a></li> </ul>	<p><b>Keep Me Informed</b></p> <p>Receive TE News, Events &amp; Technology Updates</p> <input type="text" value="Enter your email address"/>  
--------------------------------------------------------------------------------------------------------------------------------------------------------------------------------------------------------------------------------------------------------------------------------------------------------------------------------------------------------	-------------------------------------------------------------------------------------------------------------------------------------------------------------------------------------------------------------------------------------------------------------------------------------------------------------------------------	-----------------------------------------------------------------------------------------------------------------------------------------------------------------------------------------------------------------------------------------------------------------	--------------------------------------------------------------------------------------------------------------------------------------------------------------------------------------------------------------------------------------------------------------------------------------------------------------------------