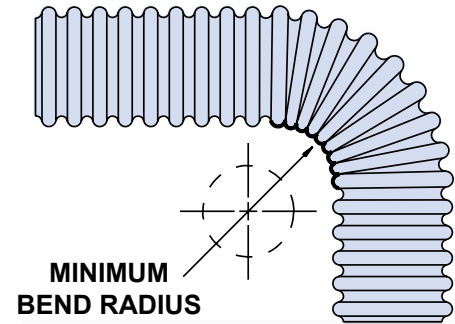
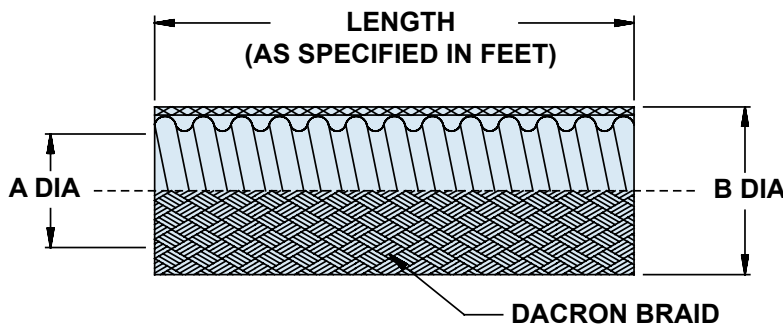
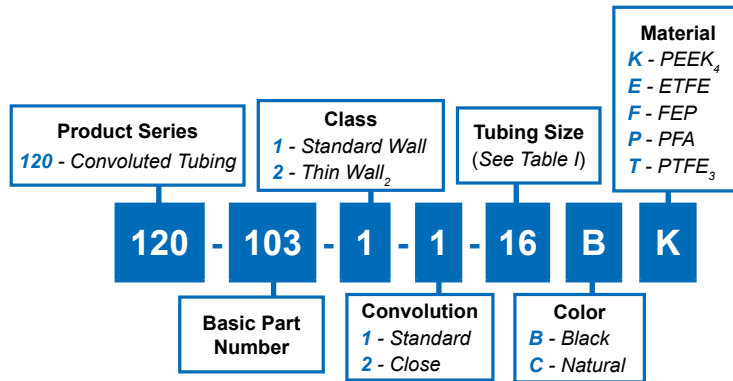


**Series 74**  
**TYPE**  
**B**  
**EXTERNAL**  
**BLACK**  
**DACRON®**  
**BRAID**



**TABLE I: TUBING SIZE ORDER NUMBER AND DIMENSIONS**

TUBING SIZE	FRACTIONAL SIZE REF	A INSIDE DIA MIN	B DIA MAX	MINIMUM BEND RADIUS
06	3/16	.181 (4.6)	.390 (9.9)	.50 (12.7)
09	9/32	.273 (6.9)	.484 (12.3)	.75 (19.1)
10	5/16	.306 (7.8)	.520 (13.2)	.75 (19.1)
12	3/8	.359 (9.1)	.580 (14.7)	.88 (22.4)
14	7/16	.427 (10.8)	.641 (16.3)	1.00 (25.4)
16	1/2	.480 (12.2)	.720 (18.3)	1.25 (31.8)
20	5/8	.603 (15.3)	.840 (21.3)	1.50 (38.1)
24	3/4	.725 (18.4)	1.000 (25.4)	1.75 (44.5)
28	7/8	.860 (21.8)	1.143 (29.0)	1.88 (47.8)
32	1	.970 (24.6)	1.296 (32.9)	2.25 (57.2)
40	1 1/4	1.205 (30.6)	1.609 (40.9)	2.75 (69.9)
48	1 1/2	1.437 (36.5)	1.902 (48.3)	3.25 (82.6)
56	1 3/4	1.688 (42.9)	2.226 (56.5)	3.63 (92.2)
64	2	1.937 (49.2)	2.402 (61.0)	4.25 (108.0)

**APPLICATION NOTES**

1. Metric dimensions (mm) are in parentheses and are for reference only.
2. Consult factory for thin-wall, close convolution combination.
3. For PTFE maximum lengths - consult factory.
4. Consult factory for PEEK™ min/max dimensions.