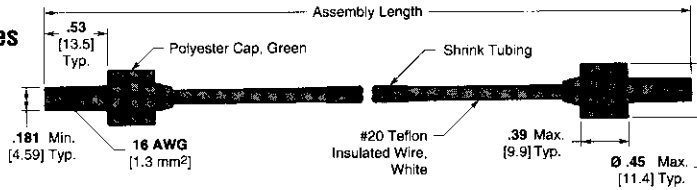


LGH Lead Assemblies and Receptacles, 10 KVDC, LGH 1/2 (Continued)

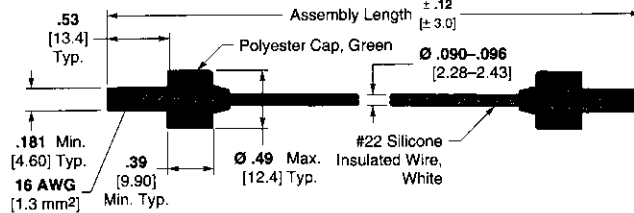
Double End Lead Assemblies with Positive Stop Ferrules with Teflon Wire



Part Number 860529

| Assembly Length | Part Number |
|-----------------|-------------|
| 6.0 | 860529-2 |
| 152.4 | |
| 7.0 | 860529-6 |
| 177.8 | |
| 10.0 | 860529-8 |
| 254.0 | |
| 13.0 | 1-860529-0 |
| 330.2 | |
| 16.0 | 860529-4 |
| 406.4 | |

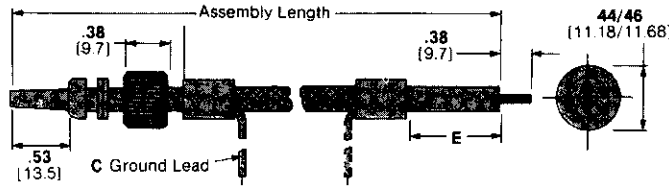
Double End Lead Assemblies with Positive Stop Ferrules with #22 Wire



Part Number 449578

| Assembly Length | Part Number |
|-----------------|-------------|
| 11.0 ±.12 | 449578-1 |
| 279.4 ± 3.0 | |

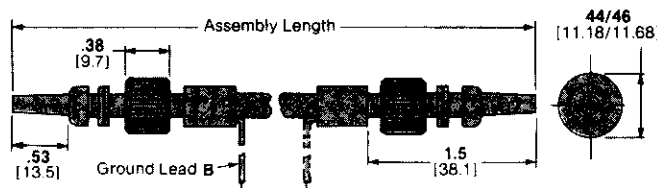
Shielded Single End Lead Assemblies with Ground Lead



Part Number 846985

| Assembly Length | Dims. | | Part Number |
|-----------------|-------|------|-------------|
| | C | E | |
| 12.0 | 6.0 | 2.0 | 846985-9 |
| 304.8 | 152.4 | 50.8 | |
| 18.0 | 6.0 | 1.5 | 2-846985-2 |
| 457.2 | 152.4 | 38.1 | |
| 24.0 | 6.0 | 1.5 | 2-846985-3 |
| 609.6 | 152.4 | 38.1 | |
| 36.0 | 12.0 | 2.0 | 1-846985-8 |
| 914.4 | 304.8 | 50.8 | |

Shielded Double End Lead Assemblies with Ground Lead



Part Number 858885

| Assembly Length | Dim. | | Part Number |
|-----------------|-------|--|-------------|
| | B | | |
| 12.0 | 8.0 | | 858885-3 |
| 304.8 | 203.2 | | |
| 18.0 | 6.0 | | 2-858885-7 |
| 457.2 | 152.4 | | |
| 24.0 | 8.0 | | 858885-4 |
| 609.6 | 203.2 | | |
| 36.0 | 6.0 | | 2-858885-5 |
| 914.4 | 152.4 | | |
| 48.0 | 6.0 | | 858885-6 |
| 1219.2 | 152.4 | | |