

Mounting base housing - ME-IO 18,8 B/FE 7/9U TBUS 7035 - 2201961

Please be informed that the data shown in this PDF Document is generated from our Online Catalog. Please find the complete data in the user's documentation. Our General Terms of Use for Downloads are valid (<http://phoenixcontact.com/download>)



DIN rail housing, Lower housing part, with metal foot catch, with functional ground contact, with 7U Lock and Release system, with vents, width: 18.9 mm, height: 109.6 mm, depth: 64.3 mm, cross connection: DIN rail connector (optional), number of positions cross connector: 5, color: light gray (7035)

Your advantages

- ✔ Item is from the ME-IO product range
- ✔ Tool-free mounting
- ✔ Available in overall widths from 18.8 mm
- ✔ Inflammability class V0 according to UL 94
- ✔ Front push-in connection technology
- ✔ Can be mounted on the DIN rail
- ✔ Optional with bus connector for DIN rail mounting
- ✔ Functional earth ground contact integrated in the housing part
- ✔ Easy, tool-free mounting
- ✔ Optional DIN rail connector for easy module-to-module communication
- ✔ Lock and Release principle for automatic latching and intuitive release of the front connection plug
- ✔ Plastic in accordance with UL94 V0: for more rigorous flammability requirements
- ✔ Integrated FE contact for simple electromagnetically compatible installation
- ✔ L-design: ideal for flush integration of standard interfaces such as RJ45



Key Commercial Data

Packing unit	10 pc
Minimum order quantity	10 pc
GTIN	
GTIN	4046356946445

Technical data

Item properties

Brief article description	Mounting base housing
Type	ME-IO 18,8 B/FE 7/9U TBUS 7035

Mounting base housing - ME-IO 18,8 B/FE 7/9U TBUS 7035 - 2201961

Technical data

Item properties

Order No.	2201961
Housing type	DIN rail housing
Type	Lower housing part, with metal foot catch, with functional ground contact, with 7U Lock and Release system
Max. IP code to attain	IP20
Mounting type	DIN rail mounting
Ventilation openings present	yes
Max. number of positions	28 (pitch: 5 mm)
	42 (pitch: 3.45 mm)

Dimensions

Width [w]	18.9 mm
Height [h]	109.6 mm
Depth [d]	64.3 mm
Depth from top edge of DIN rail [d]	57.7 mm

Material data

Color (RAL)	light gray (7035)
Flammability rating according to UL 94	V0
Housing material	Polyamide

Ambient conditions

Ambient temperature (storage/transport)	-40 °C ... 70 °C
Ambient temperature (assembly)	-5 °C ... 100 °C
Ambient temperature (operation)	-40 °C ... 105 °C (depending on power dissipation)
Relative humidity (storage/transport)	80 %

PCB data

Number of PCB holders	1
Mounting position	Vertical (horizontal DIN rail)
Type of PCB mount	Latching

General information

Type of note	Assembly instruction:
Note	Refer to the data sheet for the range in the download area.
Type of note	Recommendation
Note	Material of contact pads for bus connector, galvanic gold (hard gold)

Packaging information

Pieces per package	10
Denomination packing units	Pcs.

Standards and regulations

Flammability rating according to UL 94	V0
--	----

Environmental Product Compliance

Mounting base housing - ME-IO 18,8 B/FE 7/9U TBUS 7035 - 2201961

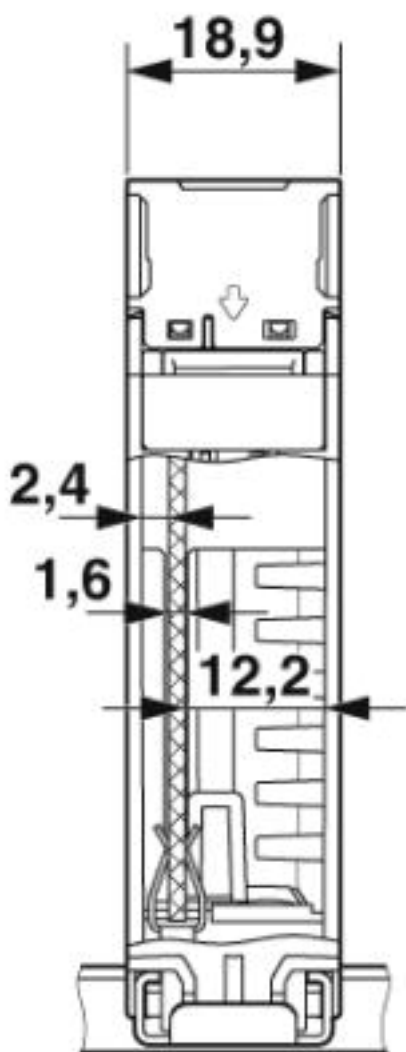
Technical data

Environmental Product Compliance

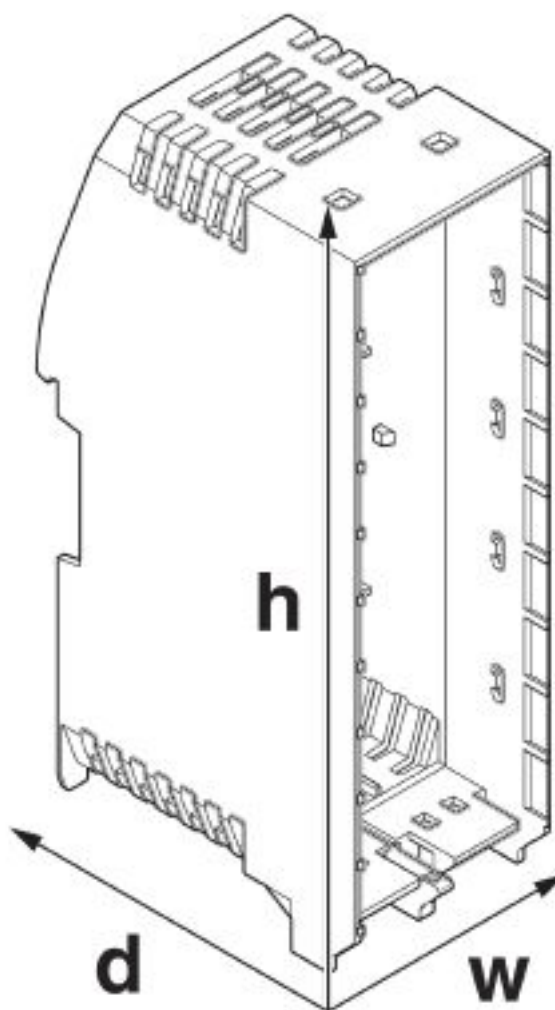
China RoHS	Environmentally friendly use period: unlimited = EFUP-e
	No hazardous substances above threshold values

Drawings

Dimensional drawing



Dimensional drawing



Classifications

eCl@ss

eCl@ss 10.0.1	27182702
eCl@ss 5.0	27180500
eCl@ss 5.1	27180500

Mounting base housing - ME-IO 18,8 B/FE 7/9U TBUS 7035 - 2201961

Classifications

eCl@ss

eCl@ss 6.0	27180800
eCl@ss 7.0	27182702
eCl@ss 8.0	27182702
eCl@ss 9.0	27182702

ETIM

ETIM 4.0	EC001031
ETIM 5.0	EC001031
ETIM 6.0	EC001031
ETIM 7.0	EC001031

UNSPSC

UNSPSC 13.2	31261501
UNSPSC 18.0	31261501
UNSPSC 19.0	31261501
UNSPSC 20.0	31261501
UNSPSC 21.0	31261501

Approvals

Approvals


Approvals

UL Recognized / EAC

Ex Approvals

Approval details

UL Recognized		http://database.ul.com/cgi-bin/XYV/template/LISEXT/1FRAME/index.htm	FILE E 240868
---------------	---	---	---------------

EAC		B.01742
-----	---	---------

Accessories

Accessories

Component housing upper part

Mounting base housing - ME-IO 18,8 B/FE 7/9U TBUS 7035 - 2201961

Accessories

Housing cover - ME-IO 18,8 C 5U 7035 - 2201803



DIN rail housing, 5U, Housing cover, width: 18.9 mm, height: 54.8 mm, depth: 26 mm, color: light gray (7035)

Housing cover - ME-IO 18,8 C 7U 7035 - 2201805



DIN rail housing, 7U, Housing cover, width: 18.9 mm, height: 76.8 mm, depth: 26 mm, color: light gray (7035)

Housing cover - ME-IO 18,8 C 3U S1 7035 - 2201801



DIN rail housing, 3U, Housing cover, width: 18.9 mm, height: 32.8 mm, depth: 26 mm, color: light gray (7035)

Housing cover - ME-IO 18,8 C 4U 7035 - 2201802



DIN rail housing, 4U, Housing cover, width: 18.9 mm, height: 43.8 mm, depth: 26 mm, color: light gray (7035)

Housing cover - ME-IO 18,8 C 6U 7035 - 2201804



DIN rail housing, 6U, Housing cover, width: 18.9 mm, height: 65.8 mm, depth: 26 mm, color: light gray (7035)

Mounting base housing - ME-IO 18,8 B/FE 7/9U TBUS 7035 - 2201961

Accessories

Housing cover - ME-IO 18,8 C 2U 7035 - 2201799



DIN rail housing, 2U, Housing cover, width: 18.9 mm, height: 21.8 mm, depth: 26 mm, color: light gray (7035)

Housing cover - ME-IO 18,8 C 3U 7035 - 2201800



DIN rail housing, 3U, Housing cover, width: 18.9 mm, height: 32.8 mm, depth: 26 mm, color: light gray (7035)

Housing cover - ME-IO 18,8 C 9U 7035 - 2201806



DIN rail housing, 9U, Housing cover, width: 18.9 mm, height: 98.8 mm, depth: 26 mm, color: light gray (7035)

DIN rail connector

DIN rail bus connectors - ME 18,8 TBUS 1,5/5-ST-3,81KMGY - 2201813



DIN rail connector, number of positions: 5, pitch: 3.81 mm, color: light gray, contact surface: Gold, Articles with gold-plated contacts, bus connectors for connecting with electronic housings

Necessary add-on products

Feed-through header - HSCH 2,5-3U/12 9005 - 2201788



PCB headers, nominal current: 8 A, rated voltage (III/2): 300 V, nominal cross section: 2.5 mm², number of positions: 12, pitch: 5 mm, color: black, contact surface: Tin, mounting: Wave soldering, pin layout: Linear pinning, solder pin [P]: 3.8 mm

Mounting base housing - ME-IO 18,8 B/FE 7/9U TBUS 7035 - 2201961

Accessories

Feed-through header - HSCH 2,5-2U/ 8 9005 - 2201789



PCB headers, nominal current: 8 A, rated voltage (III/2): 300 V, nominal cross section: 2.5 mm², number of positions: 8, pitch: 5 mm, color: black, contact surface: Tin, mounting: Wave soldering, pin layout: Linear pinning, solder pin [P]: 3.8 mm

Feed-through header - HSCH 2,5-2U-TTTT 9005 - 2201790



PCB headers, nominal current: 8 A, rated voltage (III/2): 300 V, nominal cross section: 2.5 mm², number of positions: 4, pitch: 5 mm, color: black, contact surface: Tin, mounting: Wave soldering, pin layout: Linear pinning, solder pin [P]: 3.8 mm

Feed-through header - HSCH 2,5-2U-2220 9005 - 2201792



PCB headers, nominal current: 8 A, rated voltage (III/2): 300 V, nominal cross section: 2.5 mm², number of positions: 6, pitch: 5 mm, color: black, contact surface: Tin, mounting: Wave soldering, pin layout: Linear pinning, solder pin [P]: 3.8 mm

Locking - HSC-LR 5U KIT 2003 - 2201796



DIN rail housing, 5U, Lock and Release system, width: 16.1 mm, height: 67.95 mm, depth: 8.8 mm, color: orange

Locking - HSC-LR 3U KIT 2003 - 2201797



DIN rail housing, 3U, Lock and Release system, width: 16.1 mm, height: 45.95 mm, depth: 8.8 mm, color: orange

Mounting base housing - ME-IO 18,8 B/FE 7/9U TBUS 7035 - 2201961

Accessories

Locking - HSC-LR 7U KIT 2003 - 2201795



DIN rail housing, 7U, Lock and Release system, width: 16.1 mm, height: 89.95 mm, depth: 8.8 mm, color: orange (2003)

Locking - HSC-LR 9U KIT 2003 - 2201794



DIN rail housing, 9U, Lock and Release system, width: 16.1 mm, height: 111.8 mm, depth: 8.8 mm, color: orange (2003)

Phoenix Contact 2020 © - all rights reserved
<http://www.phoenixcontact.com>

PHOENIX CONTACT GmbH & Co. KG
Flachsmarktstr. 8
32825 Blomberg
Germany
Tel. +49 5235 300
Fax +49 5235 3 41200
<http://www.phoenixcontact.com>