



VL53L5CX breakout board Time-of-Flight 8x8 multizone ranging sensor with wide field of view



Features

- VL53L5CX Time-of-Flight 8x8 multizone ranging sensor with wide field of view
- Regulator: 5 to 3.3 V range input voltage (output voltage: 3.3 V)
- True distance measurement independent of target size and reflectance
- Divisible board enabling use as mini PCB breakout board, easy to integrate in customer device

Description

The VL53L5CX-SATEL breakout boards can be used for easy integration into customer devices.

The PCB section supporting the VL53L5CX module is perforated so that developers can break off the mini PCB for use in a 3.3 V supply application using flying wires. This makes it easier to integrate the VL53L5CX-SATEL breakout boards into development and evaluation devices due to their small size.

Product status link


[VL53L5CX-SATEL](#)

 Two VL53L5CX
breakout boards

1 Breakable board

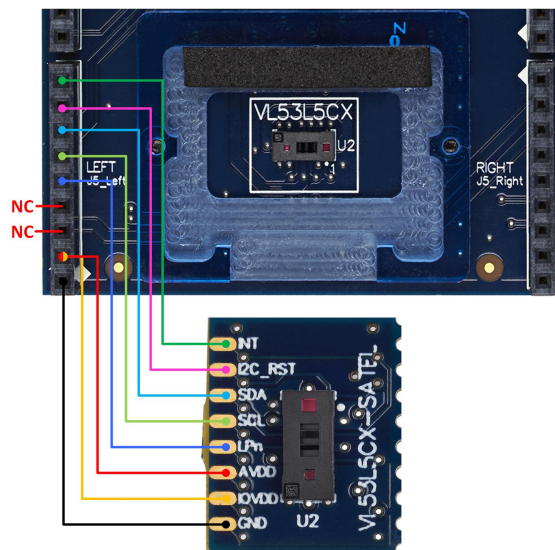
For 3.3 V supply applications, the breakout boards can be broken along the red dotted line as shown in the figure below, to use the “mini PCB”. This set up is easier to integrate into a customer device due to its small form factor.

Figure 1. Breakout board layout



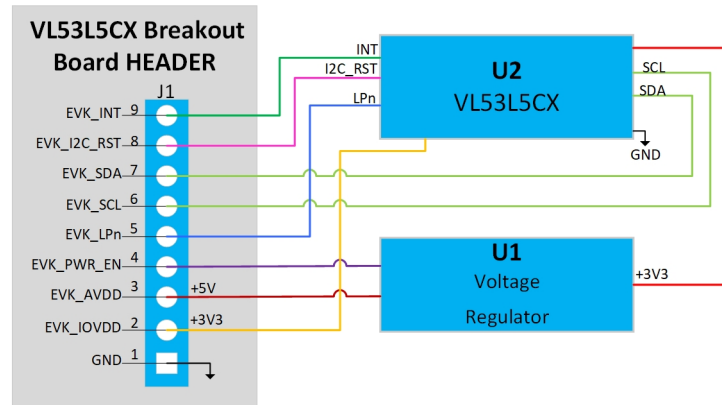
The VL53L5CX breakout boards can be directly plugged onto the VL53L5CX expansion board through two 9-pin connectors, or they can be connected to the board through flying wires (see figure below).

Figure 2. VL53L5CX mini PCB flying lead connection to X-NUCLEO-53L5A1 expansion board



2 Schematic and list of materials

Figure 3. VL53L5CX-SATEL schematics



Revision history

Table 1. Document revision history

Date	Version	Changes
10-Jun-2021	1	Initial release

IMPORTANT NOTICE – PLEASE READ CAREFULLY

STMicroelectronics NV and its subsidiaries (“ST”) reserve the right to make changes, corrections, enhancements, modifications, and improvements to ST products and/or to this document at any time without notice. Purchasers should obtain the latest relevant information on ST products before placing orders. ST products are sold pursuant to ST’s terms and conditions of sale in place at the time of order acknowledgement.

Purchasers are solely responsible for the choice, selection, and use of ST products and ST assumes no liability for application assistance or the design of Purchasers’ products.

No license, express or implied, to any intellectual property right is granted by ST herein.

Resale of ST products with provisions different from the information set forth herein shall void any warranty granted by ST for such product.

ST and the ST logo are trademarks of ST. For additional information about ST trademarks, please refer to www.st.com/trademarks. All other product or service names are the property of their respective owners.

Information in this document supersedes and replaces information previously supplied in any prior versions of this document.

© 2021 STMicroelectronics – All rights reserved

Mouser Electronics

Authorized Distributor

Click to View Pricing, Inventory, Delivery & Lifecycle Information:

[STMicroelectronics:](#)

[VL53L5CX-SATEL](#)