

# ShockWatch® RFID Technical Data

The ShockWatch® RFID impact indicator is an intuitive solution for detecting mishandling of sensitive products. Simply mount the indicator on the outside of your package and begin monitoring. A distinctive green to red color change informs you if your product may have been compromised due to mishandling.

## FEATURES



**Acts as a visual deterrent to mishandling**

**Expands the utility of RFID with damage monitoring**

**Reduces receiving times and isolates items that need inspection**

**Reduces mishandling through awareness**

**Helps identify trouble spots in the supply chain— from production to transportation to storage**

## CONTENTS

|   |   |
|---|---|
| Specifications .....                      | 2 |
| Storage Conditions .....                  | 2 |
| ShockWatch Activation .....               | 3 |
| Activation Graphs - Response Curves ..... | 3 |
| How to Use the ShockWatch RFID .....      | 7 |
| Mounting Best Practices .....             | 7 |
| Accessories & Related Products .....      | 8 |
| Quality .....                             | 8 |
| Ordering Information .....                | 8 |
| Technical Support .....                   | 8 |

## SPECIFICATIONS

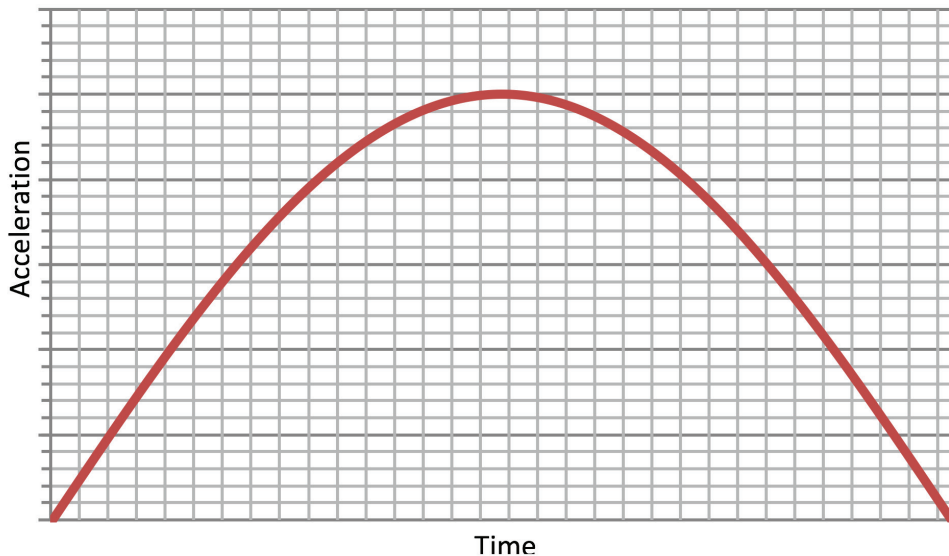
### Key Specifications

|                                    |  |
|------------------------------------|--|
| <b>Indication Type</b>             | RFID, visual green to red color change                             |
| <b>Activation Method</b>           | Armable  |
| <b>Security</b>                    | Tamperproof, Serialized  |
| <b>Operating Temperature Range</b> | -25°C to 60°C / -13°F to 140°F                                     |
| <b>RFID Type</b>                   | ISO 18000-6 / EPC Gen 2 / Passive                                  |
| <b>Impact Sensitivities</b>        | 5G, 10G, 15G, 25G, 37G, 50G, 75G                                   |
| <b>Impact Duration</b>             | 0.5 to 50 msec   |
| <b>Accuracy</b>                    | +15% at 20°C / 68°F, 1 ATM   |
| <b>Product Life</b>                | 2 years from date of manufacture when stored at 20°C / 68°F, 1 ATM |
| <b>Storage Recommendations</b>     | 20°C / 68°F, 1 ATM, 0-99% RH Non-condensing                        |
| <b>Dimensions</b>                  | 1.69 in x 1.69 in x 0.25 in<br>42.93 mm x 42.93 mm x 6.35 mm       |

## SHOCKWATCH ACTIVATION

Two components comprise an impact – amplitude of acceleration (G) and duration of impact (msec). These components are illustrated in the graph below. The area under the curve represents the change in velocity ( $\Delta v$ ).

ShockWatch impact indicator shock response curves are based on a half-sine shock pulse (shown below). A time, acceleration point on the half-sine curve can be correlated to the same point on the ShockWatch activation graph response curves.



## ACTIVATION GRAPHS - RESPONSE CURVES

The vertical axis of each ShockWatch impact indicator activation curve shows a linear scale and is titled “Acceleration” or G. A “G” is a multiple of the acceleration due to gravity (32.2ft/s<sup>2</sup> or 9.8m/s<sup>2</sup>).

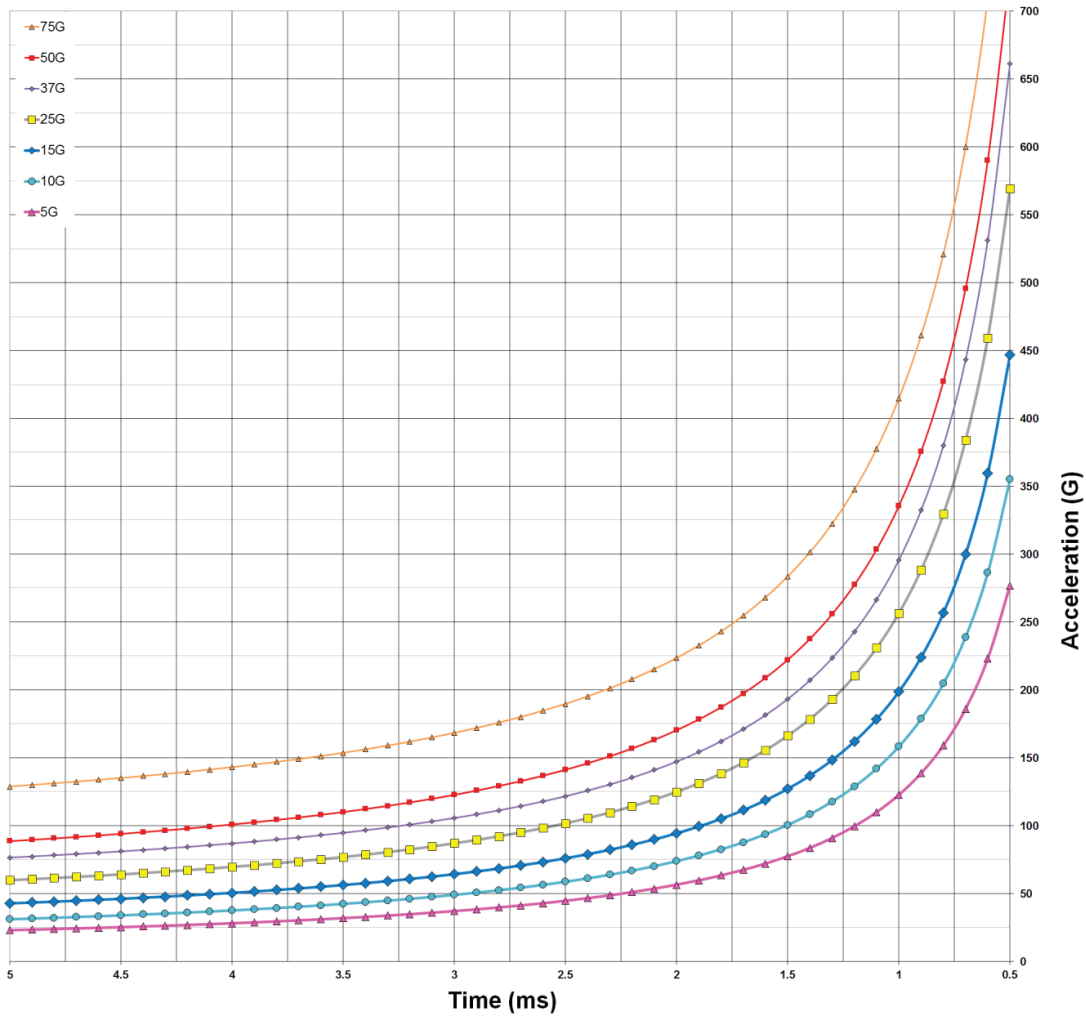
The horizontal axis of the graph shows a linear scale for time and represents the time duration. The unit of measure for this scale is milliseconds.

The most critical thing to observe from the curve is that as duration decreases, acceleration increases. Each ShockWatch impact indicator has a minimum G-threshold that must be exceeded before it will activate. The minimum G-level for each ShockWatch impact indicator is the leftmost G-value on the curve (the G-value where the shock curve intersects the left acceleration scale). If this minimum G-value is not exceeded, regardless of the duration (or the  $\Delta v$ ), the device will not activate.

Response curves are measured with a drop system filtering at 3 kHz. Use of a different frequency filter will change the response curve.

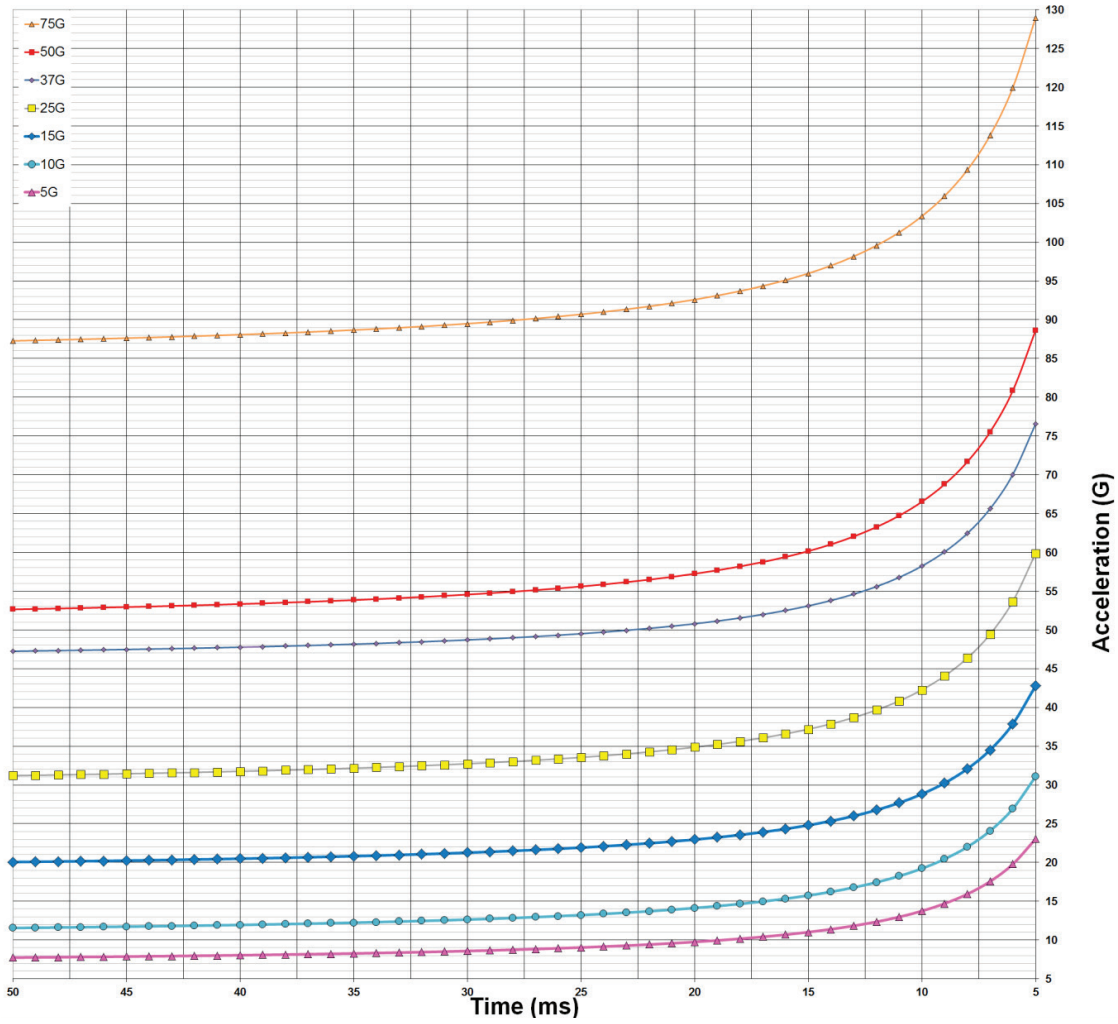
**If you have any questions or are unsure of how to interpret ShockWatch products, please contact SpotSee or your local distributor for assistance.**

## ShockWatch RFID G-Level vs. Duration (ms) 0.5 to 5ms



Activation Occurs +/- 15% of the Nominal

## ShockWatch RFID G-Level vs. Duration (ms) 5 to 50ms



Activation Occurs +/- 15% of the Nominal Activation Value

## RESPONSE EQUATIONS

The ShockWatch RFID's response generally follows the equations below:

| Product               | Equation                          |
|-----------------------|-----------------------------------|
| ShockWatch RFID – 5G  | $G = 116 \times t^{1.22} + 6.26$  |
| ShockWatch RFID – 10G | $G = 145 \times t^{1.25} + 9.37$  |
| ShockWatch RFID – 15G | $G = 190 \times t^{1.25} + 15.12$ |
| ShockWatch RFID – 25G | $G = 245 \times t^{1.25} + 23$    |
| ShockWatch RFID – 37G | $G = 250 \times t^{1.3} + 45.7$   |
| ShockWatch RFID – 50G | $G = 285 \times t^{1.25} + 50.5$  |
| ShockWatch RFID – 75G | $G = 330 \times t^{1.25} + 84.8$  |

## PRODUCT SELECTION

ShockWatch RFID should be used when monitoring products that are sensitive and must be handled with care. There are two things you need to know to select a ShockWatch RFID impact indicator sensitivity: shipment size and weight. The selection guide should always be used as a starting point only. The indicator that will be best suited to your application will also consider product fragility and packaging.

| ShockWatch RFID                          | 5 - 15 ft³<br>.14 - .42 m³ | 15 - 50 ft³<br>.42 - 1.42 m³ | 50 - 100 ft³<br>1.42 - 2.83 m³ | 100 - 250 ft³<br>2.83 - 7.08 m³ | 250 - 500 ft³<br>7.08 - 14.16 m³ | 500 - 1,000 ft³<br>14.16 - 304.8 m³ | 1,000+ ft³<br>304.8+ m³ |
|--|----------------------------|------------------------------|--------------------------------|---------------------------------|----------------------------------|-------------------------------------|-------------------------|
| 0 - 10 lbs<br>0 - 5 kg                   | 75G                        | 75G                          | 50G                            | 37G                             | N/A                              | N/A                                 | N/A                     |
| 10 - 25 lbs<br>5 - 11 kg                 | 75G                        | 50G                          | 50G                            | 37G                             | 25G                              | N/A                                 | N/A                     |
| 25 - 50 lbs<br>11 - 23 kg                | 50G                        | 50G                          | 37G                            | 25G                             | 25G                              | 15G                                 | N/A                     |
| 50 - 100 lbs<br>23 - 45 kg               | 50G                        | 37G                          | 37G                            | 25G                             | 15G                              | 15G                                 | 10G                     |
| 100 - 250 lbs<br>45 - 113 kg             | 37G                        | 37G                          | 25G                            | 25G                             | 15G                              | 15G                                 | 10G                     |
| 250 - 1,000 lbs<br>113 - 454 kg          | 37G                        | 25G                          | 25G                            | 15G                             | 15G                              | 10G                                 | 10G                     |
| 1,000 - 2,000 lbs<br>454 - 907 kg        | 25G                        | 25G                          | 25G                            | 15G                             | 15G                              | 10G                                 | 5G                      |
| 2,000 - 5,000 lbs<br>907 - 2,268 kg      | 25G                        | 25G                          | 15G                            | 15G                             | 10G                              | 10G                                 | 5G                      |
| 5,000 - 10,000 lbs<br>2,268 - 4,536 kg   | 25G                        | 15G                          | 15G                            | 15G                             | 10G                              | 10G                                 | 5G                      |
| 10,000 - 15,000 lbs<br>4,536 - 6,804 kg  | N/A                        | 15G                          | 15G                            | 10G                             | 10G                              | 5G                                  | 5G                      |
| 15,000 - 20,000 lbs<br>6,804 - 9,072 kg  | N/A                        | N/A                          | 10G                            | 10G                             | 5G                               | 5G                                  | 5G                      |
| 20,000 - 30,000 lbs<br>9,072 - 13,608 kg | N/A                        | N/A                          | N/A                            | 5G                              | 5G                               | 5G                                  | 5G                      |
| 30,000+ lbs<br>13,608+ kg                | N/A                        | N/A                          | N/A                            | N/A                             | 5G                               | 5G                                  | 5G                      |

## HOW TO USE THE SHOCKWATCH RFID

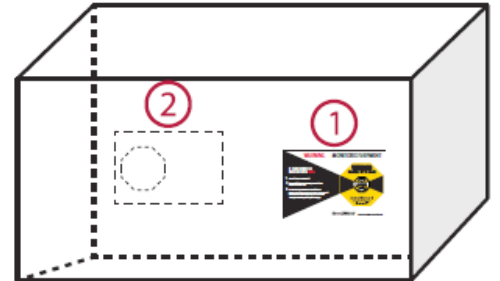
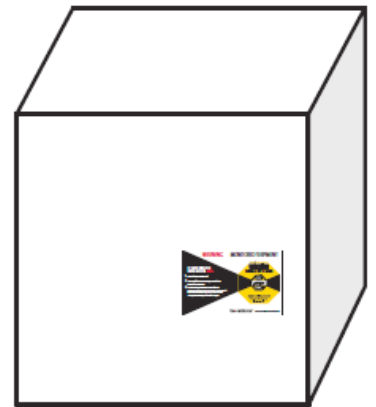
The ShockWatch RFID visually alerts users when a mishandling event has occurred so that appropriate actions can be taken according to the company or industry guidelines. The ShockWatch RFID will change from white to red when an impact over the G-level amplitude / duration has occurred. See mounting details in the section “Best Practices for Mounting” for instructions detailing how to place the ShockWatch RFID on a package.

## MOUNTING BEST PRACTICES

Mount the ShockWatch RFID Impact Indicator in the lower third of the package/pallet as close to the edge as possible. Avoid the center of the package because the mounting locations should be structurally sound.

If the package is twice as long as it is wide, use two ShockWatch RFID Impact Indicators. Place a second indicator in the same position on the opposite side of the package.

While these instructions are considered best practices, each situation may be different. Contact SpotSee if you have any questions.



## CONFIGURING STANDARD RFID READERS

To read the damage status of a ShockWatch RFID Indicator, simply configure the reader to read bit number 512 in the standard EPC memory bank (Bank 1). If this bit is clear (equal to zero), the indicator has been triggered as the result of an impact event. If the bit is set (equal to one), the indicator has not triggered.

**Below is sample code for an Impinj Speedway reader:**

```
// 1. Select EPC memory bank (bank 1)
x.MemoryBank = MemoryBank.Epc;
// 2. Point to bit 512 in EPC memory bank
x.WordPointer = 512/16;
// 3. Say how many bits to read
x.WordCount = 1;
// 4. Do the actual read operation
settings.Report.OptimizedReadOps.Add(x);
```

**Please contact SpotSee if you have questions regarding a reader setup.**

## ACCESSORIES & RELATED PRODUCTS

The ShockWatch RFID, framing labels, companion labels, alert stickers, and alert tape can be incorporated into an overall program for reducing product mishandling. Contact your SpotSee Regional Manager or Local Distributor for more information.

## QUALITY

The sampling specification used in the manufacturing process of the ShockWatch RFID is ANSI Z1.4, AQL 2.5%. This specification is a recognized means of statistically sampling manufactured goods for acceptable product quality.

ShockWatch is an ISO 9001-2015 company, and as the global leader in supply chain damage prevention programs, ShockWatch's testing and inspection equipment is calibrated by an ISO/IEC accredited organization, traceable to NIST standards.

## ORDERING INFORMATION

| Part Number       | Description                    |
|-------------------|--------------------------------|
| <b>SWRFID 5G</b>  | ShockWatch RFID – 5G           |
| <b>SWRFID 10G</b> | ShockWatch RFID – 10G          |
| <b>SWRFID 15G</b> | ShockWatch RFID – 15G          |
| <b>SWRFID 25G</b> | ShockWatch RFID – 25G          |
| <b>SWRFID 37G</b> | ShockWatch RFID – 37G          |
| <b>SWRFID 50G</b> | ShockWatch RFID – 50G          |
| <b>SWRFID 75G</b> | ShockWatch RFID – 75G          |
| <b>26106</b>      | Companion Label - 200/roll     |
| <b>26107</b>      | Companion Label - 500/roll     |
| <b>26126</b>      | SWZ Companion Label - 200/roll |

## TECHNICAL SUPPORT

If you are unsure of how to use or interpret the ShockWatch® RFID, please contact SpotSee Technical Support by visiting [spotsee.io/contact](http://spotsee.io/contact) for the latest contact information.



# Mouser Electronics

Authorized Distributor

Click to View Pricing, Inventory, Delivery & Lifecycle Information:

[SpotSee:](#)

[SWRFID-10G](#) [SWRFID-15G](#) [SWRFID-25G](#) [SWRFID-37G](#) [SWRFID-50G](#) [SWRFID-5G](#) [SWRFID-75G](#)