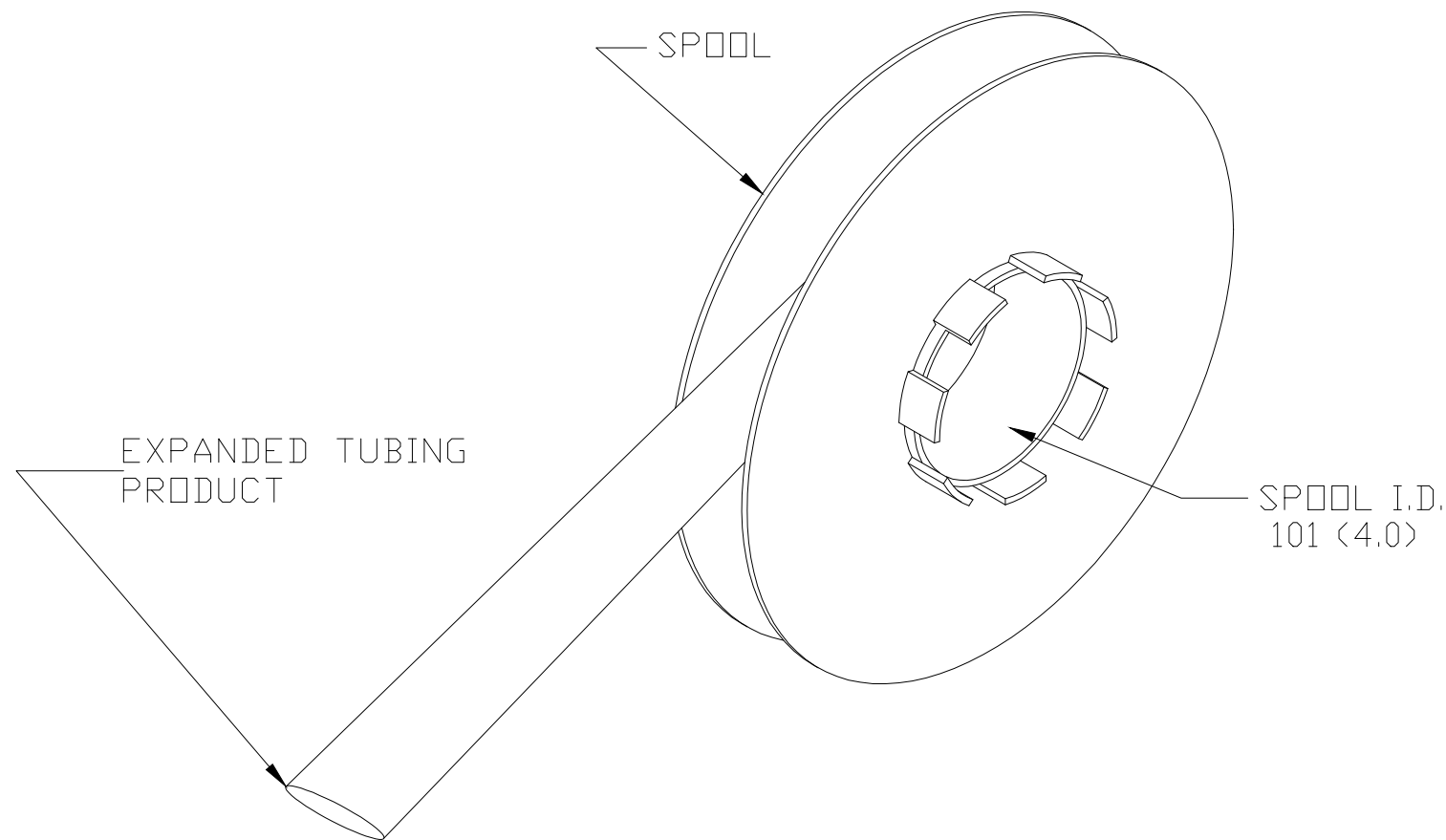

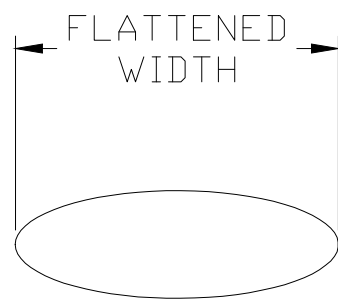


THIS DRAWING IS UNPUBLISHED. RELEASED FOR PUBLICATION  
 © COPYRIGHT 2020 TE Connectivity Ltd. ALL RIGHTS RESERVED.

REVISIONS				
P	LTR	DESCRIPTION	DATE	APVD
2		INITIAL CUSTOMER DRAWING	20JAN2020	AFK LS



Product Size	2.4	3.2	4.8	6.4	9.5	12.7	19.0	25.4	38.1
"D" Minimum Supplied I.D.	2.40 (.094)	3.20 (.126)	4.80 (.189)	6.40 (.252)	9.50 (.374)	12.7 (.500)	19.0 (.748)	25.4 (1.00)	38.1 (1.50)
"d" Maximum Recovered I.D.	1.20 (.047)	1.60 (.063)	2.40 (.094)	3.20 (.126)	4.80 (.189)	6.4 (.252)	9.50 (.374)	12.7 (.500)	19.1 (.750)
"w" Recovered Wall Thickness	0.50±0.10 (.020±.004)	0.50±0.10 (.020±.004)	0.51±0.11 (.020±.004)	0.65±0.15 (.026±.006)	0.65±0.15 (.026±.006)	0.65±0.15 (.026±.006)	0.75±0.15 (.030±.006)	0.90±0.15 (.035±.006)	1.00±0.20 (.039±.008)
Minimum Sleeve Flattened Width	5.90 (.232)	6.50 (.256)	8.90 (.350)	11.0 (.433)	15.7 (.618)	20.7 (.815)	30.7 (1.209)	41.1 (1.618)	61.0 (2.402)

NOTES:

1. ALL DIMENSIONS ARE IN MILLIMETERS (inches).

THIS DRAWING IS A CONTROLLED DOCUMENT.		DWN AFK CHK -	15JAN2020	TE Connectivity NAME HX-CT OUTSIDE PRINTER SPOOL	
DIMENSIONS: mm 		TOLERANCES UNLESS OTHERWISE SPECIFIED: 0 PLC ± - 1 PLC ± - 2 PLC ± - 3 PLC ± - 4 PLC ± - ANGLES ± -			
MATERIAL CROSSLINKED POLYOLEFIN		FINISH -		PRODUCT SPEC RW-2072	RESTRICTED TO -
		WEIGHT VARIOUS		SIZE A3	CAGE CODE 0198G
		CUSTOMER DRAWING		DRAWING NO C-MCD170013	SCALE -
				SHEET 1 OF 1	REV 2

# Mouser Electronics

Authorized Distributor

Click to View Pricing, Inventory, Delivery & Lifecycle Information:

[TE Connectivity:](#)

[EL8201-000](#)