


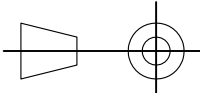
REVISIONS			
LTR	DESCRIPTION	DATE	APPROVED
N\C	INITIAL RELEASE PER DCR# T-21464	7/11/97	M.HOBSON
A	REVISED PER DCR# T-23662	10/27/99	M.HIGGY
B	REVISED DWG PER ECO-11-007427	4/11/11	E.CHEN

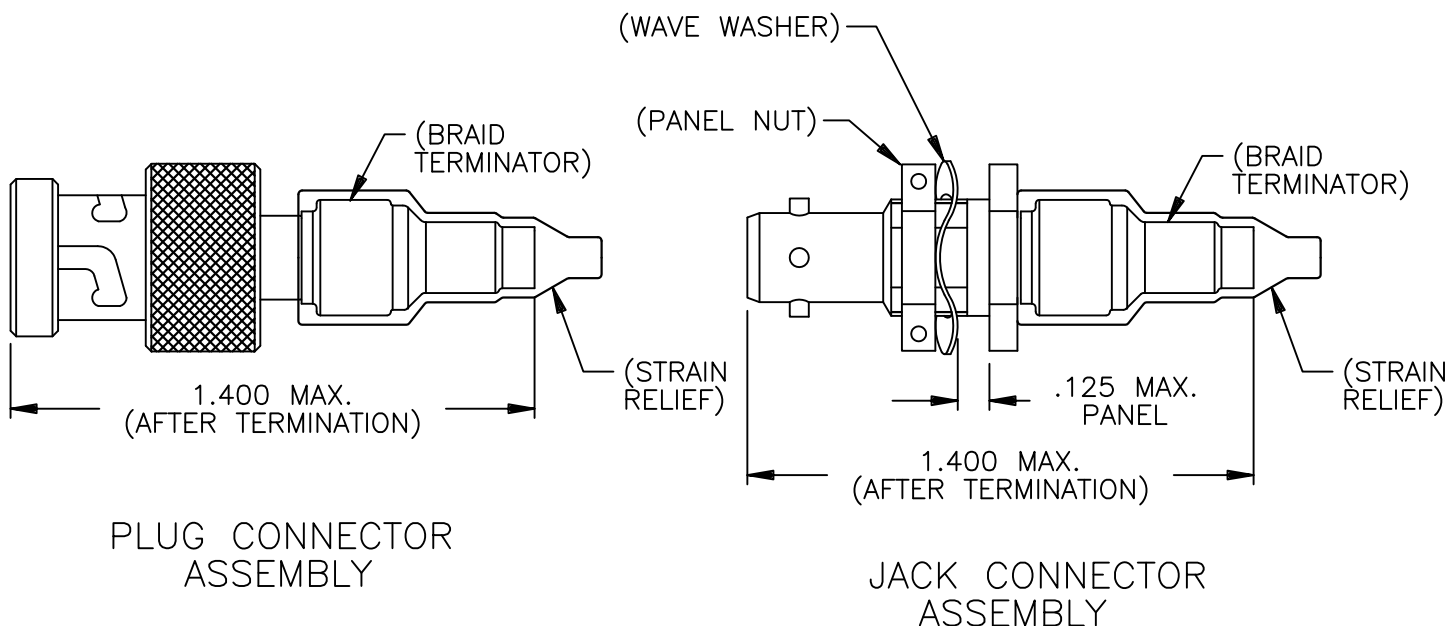
PART NO.	CONNECTOR	CONTACT	INTERFACE
DK-621-0939-4P	PLUG	PIN	D
DK-621-0939-4S	PLUG	SOCKET	D
DK-621-0940-4P	JACK	PIN	D
DK-621-0940-4S	JACK	SOCKET	D

If this document is printed it becomes uncontrolled. Check for the latest revision

© 2011 Tyco Electronics Corporation. All Rights Reserved.

Raychem Databus
CUSTOMER DRAWING

UNLESS OTHERWISE SPECIFIED DIMENSIONS ARE IN INCHES. METRIC DIMENSIONS ARE IN BRACKETS. DECIMALS .XXX ± — [— mm] .XX ± — [— mm] ANGLES .X — ± — WEIGHT — lbs [— g]	DRAWN	ZS.O.	97MAY29	<div>  <div>TE Connectivity</div> </div>				
	REDRAWN	MHOBSON	97JUL3					TITLE KITS FOR D-621-0939/0940 TRIAXIAL CONNECTORS
	APPROVED							
	APPROVED							
	CAD NAME DK-621-0939/0940-4Xa_CD_B			SIZE	CODE IDENT. NO.	DWG. NO.	REV	
THIRD ANGLE PROJECTION 		A	06090	DK-621-0939/0940-4X		B		
DO NOT SCALE THIS DRAWING				SHEET 1 OF 2				



1.0 REFER TO THE FOLLOWING RAYCHEM SPECIFICATION CONTROL DRAWINGS (SCD) FOR INDIVIDUAL COMPONENT DETAILS:

D-621-0939/0940	CONNECTOR, TRIAXIAL, BAYONET COUPLED.
D-602-0126	CONTACT, PIN, TWISTED PAIR
D-602-0127	CONTACT, SOCKET, TWISTED PAIR
(D-600-0032)	BRAID TERMINATOR
(D-600-0919)	LOW OUTGASSING MATERIAL.

2.0 CONNECTORS ARE QUALIFIED TO RAYCHEM SPECIFICATION D-6025.

3.0 TERMINATION PROCEDURE: RAYCHEM ES 61162.

Raychem Databus
CUSTOMER DRAWING

If this document is printed it becomes uncontrolled. Check for the latest revision

© 2011 Tyco Electronics Corporation. All Rights Reserved.



TE Connectivity

CAD NAME:	DRAWN	ZS.0.	5/29/97	SIZE	CODE IDENT. NO.	DWG. NO.	REV
DK-621-0939/0940-4Xb_CD_B	ISSUED			A	06090	DK-621-0939/0940-4X	B
DO NOT SCALE THIS DRAWING						SHEET 2 OF 2	

Mouser Electronics

Authorized Distributor

Click to View Pricing, Inventory, Delivery & Lifecycle Information:

[TE Connectivity:](#)

[DK-621-0940-4P](#)