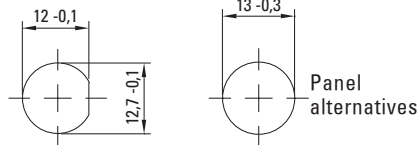
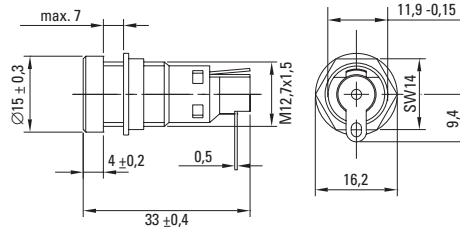


## Holder / No. 850



## Panel Mount, Shocksafe 5x20mm Fuses



## Specifications

**Standard**  
IEC 60127-6  
UL 512  
CSA C22.2. No.39

**Approvals**  
VDE Report  
SEMKO  
UL Recognized  
CSA  
SEV



### Mounting

12.7mm diameter D-hole or 13mm round hole  
Admissible torque on plastic hex nut is 1.2Nm

### Terminals

Solderable only, 4mm x 0.5mm (850)  
Solderable or 2.8mm quick connect - fits 0.5mm tab (851)

### Protection Class & Category

IP 40 (with Cap 855 acc. to IEC 60529)  
IP 54 (with Cap 856 acc. to IEC 60529)  
PC2 (IEC 60127-6)

### Materials

Holder: Black Duroplastic  
UL 94V0  
Cap: Black Thermoplastic  
UL94V0  
Sealing Ring: Silicon (Cap 856)  
Metal Parts: Copper alloy, corrosion protected  
Terminals: Solderable, tinned

### Electrical Data (23°C)

Rated Voltage: 250V  
Rated Current: 10A  
Rated Power: 3.2W (VDE/SEMKO)

### Operating Temperature 4W (SEV)

-40°C to +85°C (consider de-rating)

### Climatic Test

-40°C/+85°C/21 days (IEC 60068-2-1...3)

### Stock Conditions

+10°C to +60°C  
relative humidity ≤ 75% yearly average,  
without dew, maximum value for 30 days - 95%

### Vibration Resistance

24 cycles at 15 min. each (IEC 60068-2-6)  
10 - 60Hz at 0.75mm amplitude  
60 - 500Hz at 10g acceleration

### Contact Resistance

≤ 5mΩ

### Impulse Voltage

4 kV, 50 Hz, 1 min., dry

### Insulation Resistance

> 10<sup>3</sup> MΩ (500 VDC, 1 min.)

### Solderability

235°C, 2 sec. (Wave)  
350°C, 1 sec. (Soldering Iron)

### Soldering Heat Resistance

350°C, 5 sec. (IEC 60068-2-20)

### Minimum Cross Section

Conductor - 1.5mm<sup>2</sup>

### Marking

Part No., 250V, Approvals

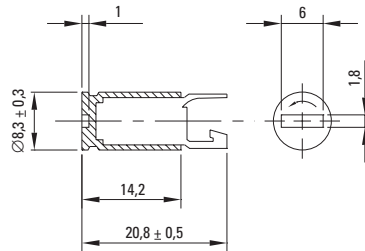
### Unit Weight

4.1g (850) / 1.8g (855)  
4.2g (851) / 1.9g (856)

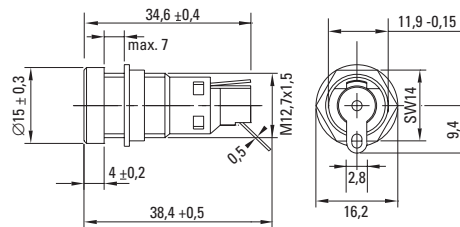
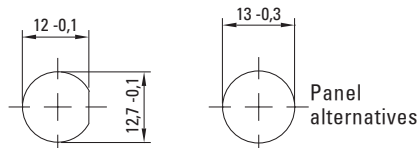
## Cap / No. 855



Without silicon ring (IP 40)



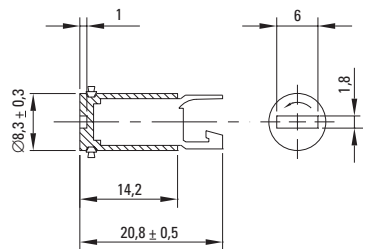
## Holder / No. 851



## Cap / No. 856



With silicon ring (IP 54)  
(from front side only)



## Order Information

### Packaging

Bulk (100 pcs.)

### Order Numbers

Holder, IP 40	No. 850 0000 100
Cap, without Ring, IP 40	No. 855 0000 100
Holder, IP 54	No. 851 0000 100
Cap, with Ring, IP 54	No. 856 0000 100



Note: 1.00 means the number one with two decimal places. 1,000 means the number one thousand.

Specifications are subject to change without notice

# Mouser Electronics

Authorized Distributor

Click to View Pricing, Inventory, Delivery & Lifecycle Information:

[Littelfuse:](#)

[85100001009](#) [85500001009](#) [85600001009](#) [85000001009](#)