


inspired LED

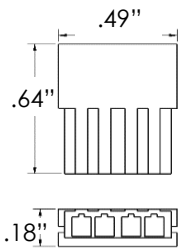
Spectrum Series

RGB EZ Connectors

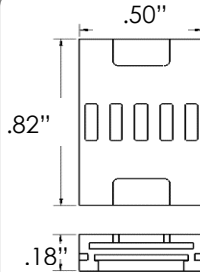


The Spectrum Series 24V RGB Pro system from Inspired LED is a creative, customizable way to add a splash of color to your world! Our flexible strips feature a series of color changing LED diodes which can be combined with compatible connectors, controllers, and power sources to create a unique system of light and color suited for almost any application.

Product Features:




EZ lock end connectors
SKU# 3604
allow for simple solderless termination of RGB flex to 4-conductor RGR wire




EZ lock flex extenders
SKU# 3605
4-conductor connections allow for direct continuation of RGB flex strips

Instructions:


- 1 Measure desired areas and cut RGB flex to length along copper solder pads
- 2 Peel back adhesive about an inch from end of RGB flex
**If using 24V RGB Pro, strip silicone away from end*
- 3 Slide on EZ click end connector so that latch is on underside of flex
- 4 Snap end connector shut by pinching firmly until "click" is heard



- 5 Strip RGB cable back about 1-2 in to expose 4-color wire, strip each colored wire back about 1 cm, exposing copper
- 6 Firmly insert wires into end connector, matching colors to letters along flex
- 7 Continue to make cable connections repeating steps 4-6 until all light strips are in series
- 8 To connect two RGB flex strips directly, slide both ends into mid connector and snap closed



(G= green, R=red, B=blue, +12V=black)



Mouser Electronics

Authorized Distributor

Click to View Pricing, Inventory, Delivery & Lifecycle Information:

[Inspired LED:](#)

[3604](#) [3605](#)