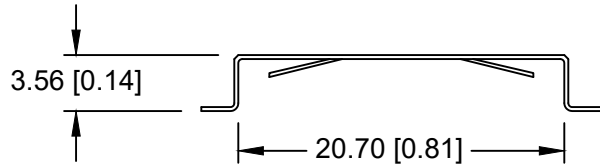
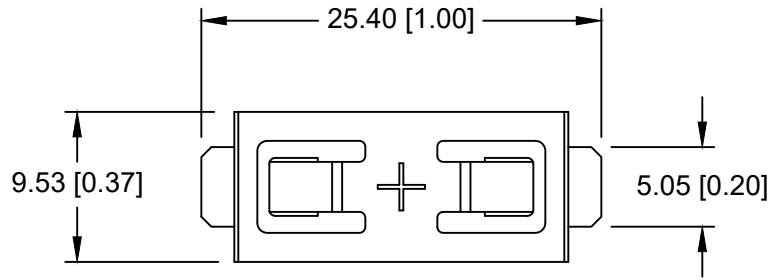
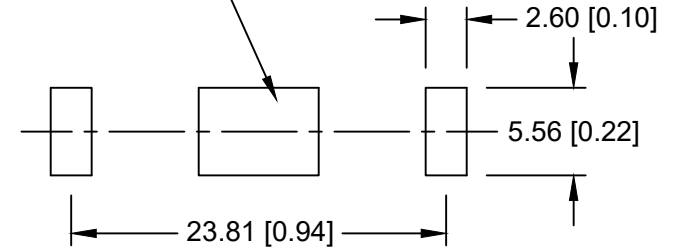


Date	SYM	REVISION RECORD	AUTH	DR.	CK.
08/14/15	C	Removed Dim. 1.40	T.B.	B.S.	
12/11/15	D	Dim. 9.53 was 6.99	T.B.	B.S.	
12/16/16	E	Added Battery Table	T.B.	B.S.	
02/03/17	F	Added Nickel Or Gold Plated for negative pad	T.B.	B.S.	
03/26/19	G	Updated to "ROHS Compliant"	T.B.	B.S.	



NEGATIVE CONTACT PAD
NICKEL OR GOLD PLATED




PCB LAYOUT

NOTES:

- * Material- 0.25mm Phosphor Bronze, Nickel plated.
- * Vibration test: 10-50-10 hz swept in 60 seconds
x,y,z direction: 1 hour each direction
- * Result: no dislodgement of the cell or damage
no discontinuity over 10 micro-seconds
- * Shock test: half sine wave acceleration 150g.
6 ms 1 shock pulses each direction per axis
- * Result: no evidence of physical damage
- * Drop Test: Mounted on board and dropped 1 time per direction
from 1m high to wooden floor
- * Result: No dislodgement of the cell, No damage to the holders
- * Approximate weight: 0.48g

* ROHS COMPLIANT

CELL SIZE	RETAINS BATTERY NUMBERS
20mm	BR2032, CR2032, DL2032, LIR2032, BR2025, CR2025, DL2025, LIR2025

Tolerance (Except as noted)	 Memory Protection Devices, Inc 200 Broad Hollow Road, Farmingdale, New York 11735		
	decimal ±.5 (.020)	Scale	Drawn By B.S. Approved By T.B.
Fractional ± .8 (.030)	Title CR2032 BATTERY STRAP, SMT		
Angular ± 3°	Date 03/26/19	Drawing Number BC-2003	