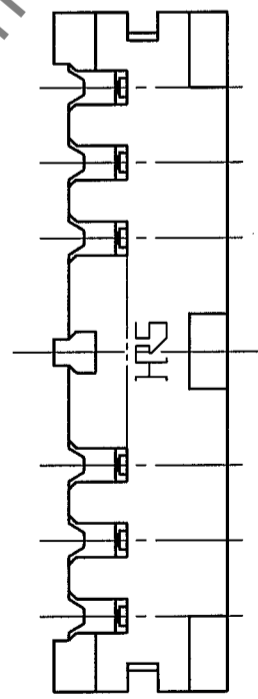
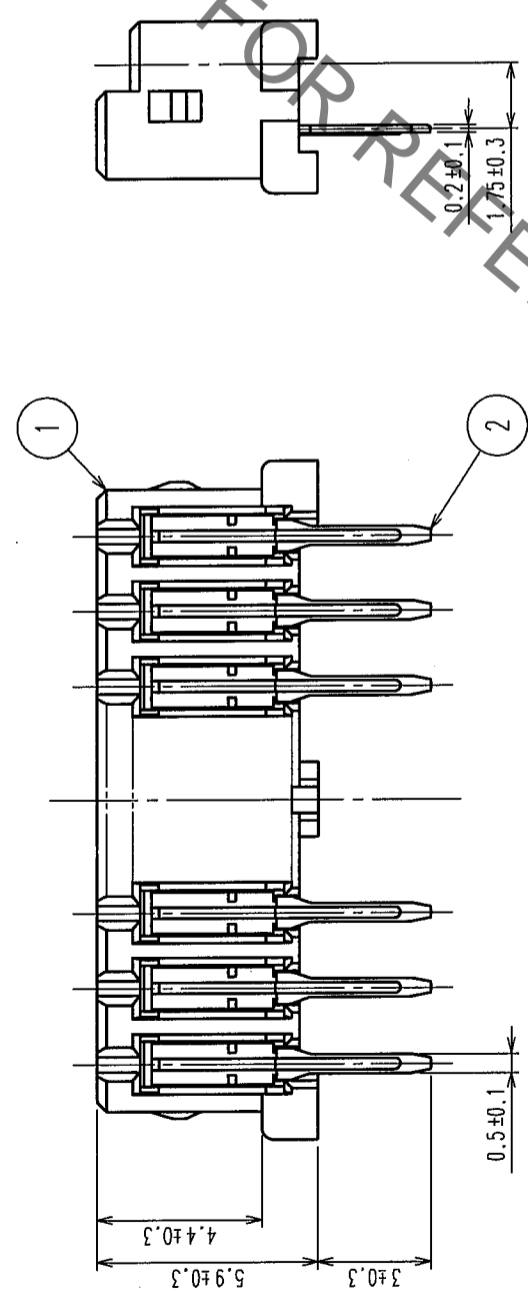
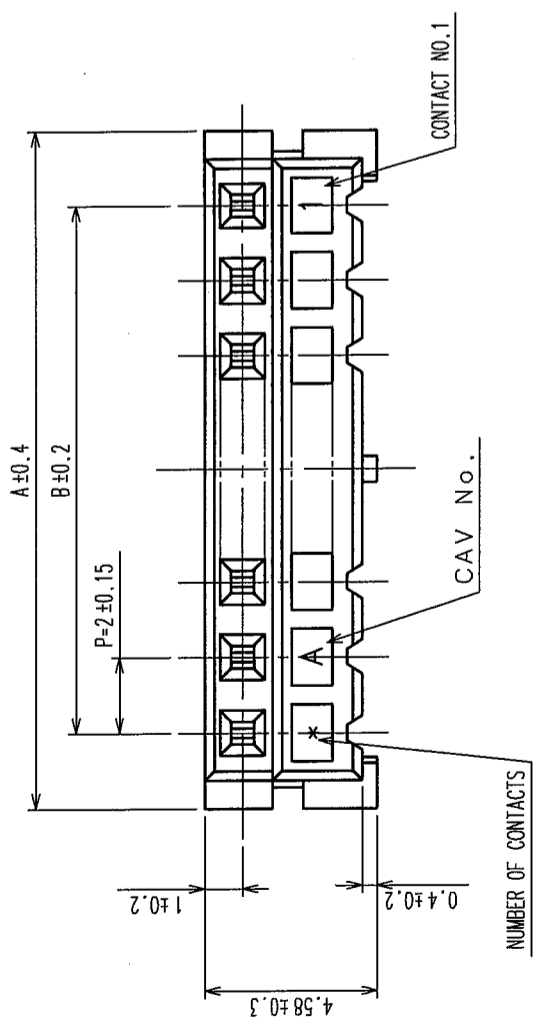


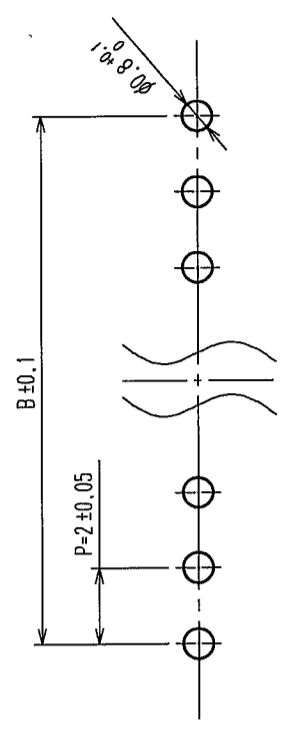
May.1.2022 Copyright 2022 HIROSE ELECTRIC CO., LTD. All Rights Reserved.
 In case of consideration for using Automotive equipment / device which demand high reliability, kindly contact our sales window correspondents.

COUNT	DESCRIPTION OF REVISIONS	BY	CHKD	DATE	COUNT	DESCRIPTION OF REVISIONS	BY	CHKD	DATE
△					△				
△					△				
△					△				



CODE NO.	PART NO.	NUMBER OF CONTACT	A	B
CL543-0048-6-55	DF3-2S-2DSA(55)	2	6.0	2.0
CL543-0049-9-55	DF3-3S-2DSA(55)	3	8.0	4.0
CL543-0050-8-55	DF3-4S-2DSA(55)	4	10.0	6.0
CL543-0051-0-55	DF3-5S-2DSA(55)	5	12.0	8.0
CL543-0052-3-55	DF3-6S-2DSA(55)	6	14.0	10.0
CL543-0053-6-55	DF3-7S-2DSA(55)	7	16.0	12.0
CL543-0054-9-55	DF3-8S-2DSA(55)	8	18.0	14.0
CL543-0055-1-55	DF3-9S-2DSA(55)	9	20.0	16.0
CL543-0056-4-55	DF3-10S-2DSA(55)	10	22.0	18.0
CL543-0057-7-55	DF3-11S-2DSA(55)	11	24.0	20.0
CL543-0058-0-55	DF3-12S-2DSA(55)	12	26.0	22.0
CL543-0059-2-55	DF3-13S-2DSA(55)	13	28.0	24.0
CL543-0060-1-55	DF3-14S-2DSA(55)	14	30.0	26.0
CL543-0061-4-55	DF3-15S-2DSA(55)	15	32.0	28.0

RECOMMENDED PATTERN



2	PHOSPHOR BRONZE	CONTACT AREA: GOLD PLATED 0.2μm min LEAD AREA: TIN PLATED 1μm min	STOPPER
1	POLYAMIDE	UNDER PLATING: NICKEL PLATED 1μm min UL94V-0 (BLACK)	ELECTROSTATIC PROTECTION, CLEAR

NO.	MATERIAL	FINISH, REMARKS	NO.	MATERIAL	FINISH, REMARKS
4	S. PVC				
3	RIGID POLYVINYLCHLORIDE				

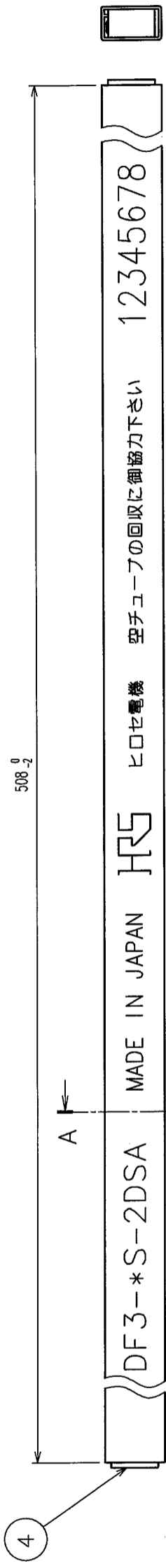
CODE NO. (OLD)	CL
DRAWN	M. Nakamoto
DESIGNED	H. Imehara
CHECKED	J. Miyajima
APPROVED	J. Oka
RELEASED	
DATE	'04.03.24
DATE	04.03.24
DATE	04.03.25

DRAWING NO.	EDC3-162329-11	PART NO.	DF3-S-2DSA(55)
SCALE	5 : 1	CODE NO.	CL543-
UNITS	mm		

TO	

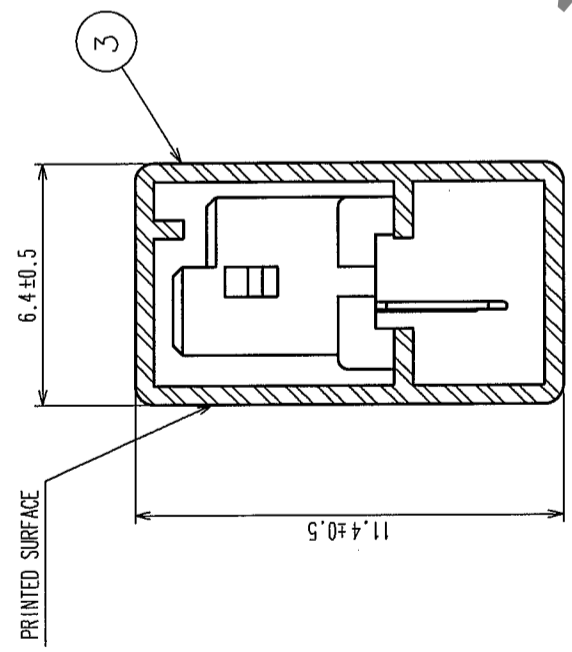
In case of consideration for using Automotive equipment / device which demand high reliability, kindly contact our sales window correspondents.

NO.	DESCRIPTION OF REVISIONS	BY	CHKD	DATE	COUNT	DESCRIPTION OF REVISIONS	BY	CHKD	DATE
1									
2									
3									
4									
5									
6									
7									
8									



508-2

A-A(5:1)



NOTES 1. NUMBER OF CONNECTORS PER A MAGAZINE CASE SHALL BE IN ACCORDANCE WITH THE LIST.

2. THESE CONNECTORS SHALL BE ON SALED IN ACCORDANCE WITH THE MULTIPLE QUANTITY ON THE LIST.

CODE NO.	PART NO.	NUMBER OF CONNECTORS
CL543-0048-6-55	DF3-2S-2DSA(55)	80
CL543-0049-9-55	DF3-3S-2DSA(55)	60
CL543-0050-8-55	DF3-4S-2DSA(55)	48
CL543-0051-0-55	DF3-5S-2DSA(55)	40
CL543-0052-3-55	DF3-6S-2DSA(55)	34
CL543-0053-6-55	DF3-7S-2DSA(55)	30
CL543-0054-9-55	DF3-8S-2DSA(55)	27
CL543-0055-1-55	DF3-9S-2DSA(55)	24
CL543-0056-4-55	DF3-10S-2DSA(55)	21
CL543-0057-7-55	DF3-11S-2DSA(55)	20
CL543-0058-0-55	DF3-12S-2DSA(55)	18
CL543-0059-2-55	DF3-13S-2DSA(55)	17
CL543-0060-1-55	DF3-14S-2DSA(55)	16
CL543-0061-4-55	DF3-15S-2DSA(55)	15

HIROSE DRAWING FOR REFERENCE

NO.	MATERIAL	FINISH, REMARKS	NO.	MATERIAL	FINISH, REMARKS
CL					
DRAWN		M. Nakamoto	DESIGNED		H. Uehara
DATE		'04.03.24	CHECKED		T. Nagayoshi
DRAWING NO.		EDC3-162329-11	APPROVED		J. Oka
SCALE		FR:EE	RELEASED		
UNITS		mm	PART NO.		DF3-*S-2DSA(55)
			CODE NO.		CL543-

TO	