

Data sheet

Commercial Art.No.: 25.193.0453.0

Printed circuit board terminal 8292 / 4 OB

PCB terminal with screw connection with rising cage clamp system, 4 poles, with solder pin (3.5mm), max. cross section: 2.5 mm², pitch: 5.08 mm, type of packing: carton, color: grey



Commercial Art.No.	25.193.0453.0
EAN	4015573179226
Order Unit	50

Certificates / Approvals



Technical data

General

Modular spacing	5.08 mm
Connection type	Screw connection
Soldering process	Wave soldering
Packaging	Carton
Number of poles	4
Conductor to circuit board	180°
Number of levels	1
Integrated test socket	Yes
Insulation plate	No
Retaining pins	No
Marking	No

Technical data

Nominal cross section	1.5 mm ²
Rated current	10 A
Overvoltage Category I	1000 V
Overvoltage Category II	690 V
Overvoltage Category III	250 V
Rated impulse voltage	4 kV
Wire strip length	6 mm

Connection Data

Minimum cross section solid	0.14 mm ²
Maximum cross section solid	2.5 mm ²
Minimum cross section fine stranded	0.14 mm ²
Maximum cross section fine stranded	1.5 mm ²
Wire strip length	6 mm

Technical Data UL/CSA

Cross section UL	30-14 AWG
Voltage UL	300 V

Current field wiring	15 A
Current factory wiring	16 A
Cross section CSA	30-14 AWG
Voltage CSA	300 V
Current CSA	15 A

Other

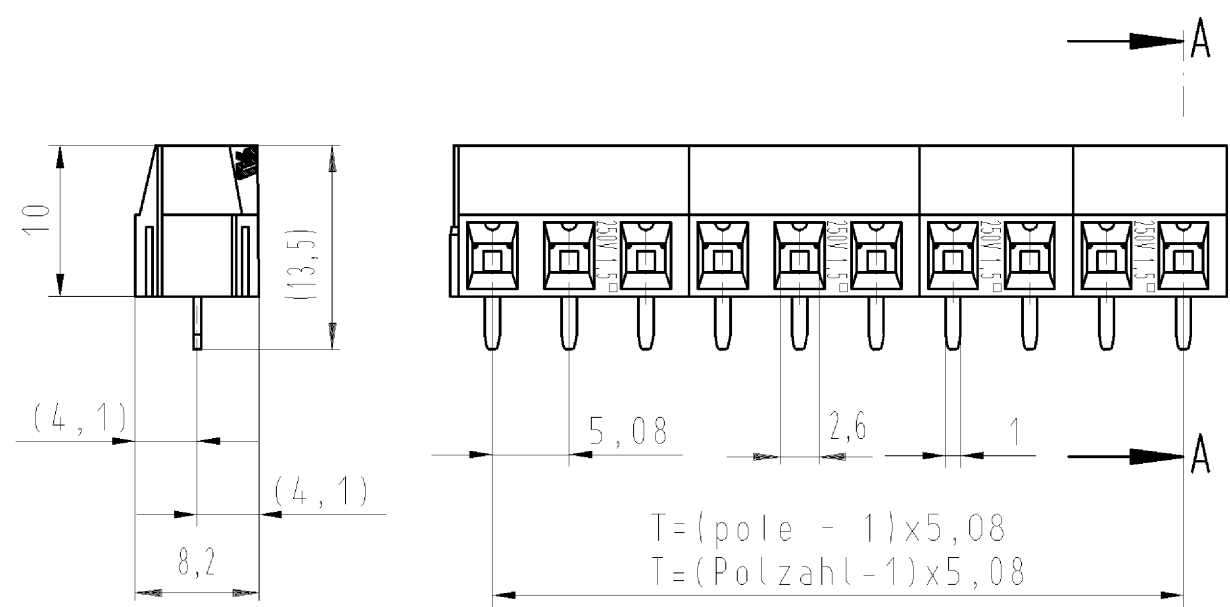
Type of insulation material	Thermoplastic
Color	Grey
Height	11 mm
Length	20.87 mm
Depth	8.2 mm
Material attachment screw	Steel
Material contact base	CuSn
Material contact surface	Sn

Classification

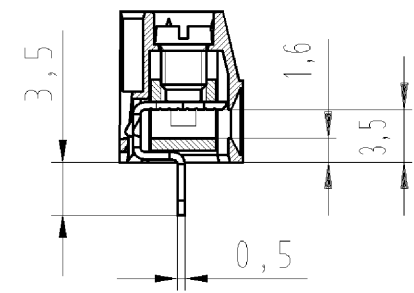
ECLASS 11	
ECLASS 8.1	27440401
ETIM 7.0	EC002643
ETIM 6.0	EC002643
ETIM 5.0	EC002643
ETIM 4.0	EC002643

Product compliance

ROHS conformity status	Compliant/Exempted
ROHS exceptions	III-6(c)
REACH-SVHC conformity status	Duty-To-Declare
REACH-SVHC substances	Lead
REACH-SVHC CAS numbers	7439-92-1

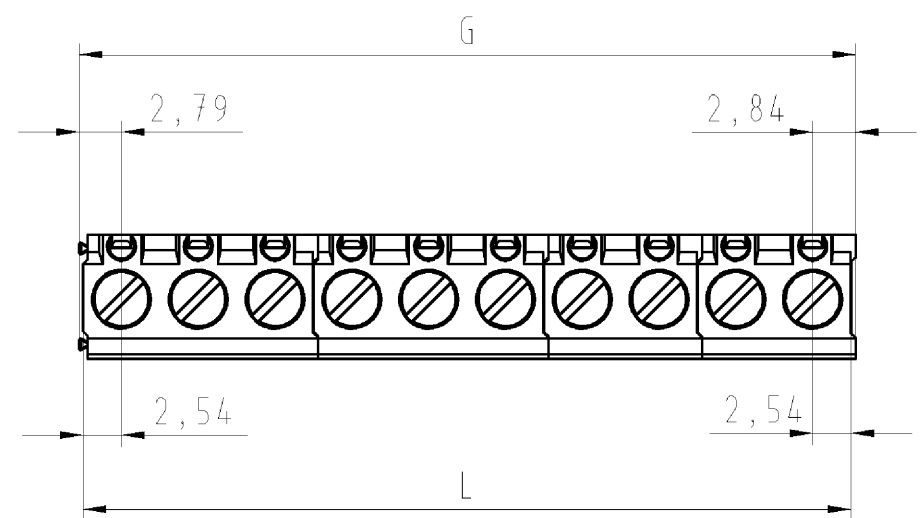


Schnitt A-A
section A-A



$$T = (\text{pole} - 1) \times 5,08$$

$$T = (\text{Polzahl} - 1) \times 5,08$$



gezeichnete Ausführung
10-polig
drawn version
10-poles
25.193.1053.0

These dimensions will be especially checked at delivery
Only inspection dimensions
With /E marked dimensions are only valid for internal use

Diese Maße werden bei Abnahme besonders geprüft
Ausschließlich Prüfmaße
Mit /E gekennzeichnete Maße sind nur für interne Zwecke gültig

25.193.2453.F	8292/24 OB	24	116,84	121,92	122,47
25.193.2353.F	8292/23 OB	23	111,76	116,84	117,39
25.193.2253.F	8292/22 OB	22	106,68	111,76	112,31
25.193.2153.F	8292/21 OB	21	101,60	106,68	107,23
25.193.2053.F	8292/20 OB	20	96,52	101,60	102,15
25.193.1953.F	8292/19 OB	19	91,44	96,52	97,07
25.193.1853.F	8292/18 OB	18	86,36	91,44	91,99
25.193.1753.F	8292/17 OB	17	81,28	86,36	86,91
25.193.1653.F	8292/16 OB	16	76,20	81,28	81,83
25.193.1553.F	8292/15 OB	15	71,12	76,20	76,75
25.193.1453.F	8292/14 OB	14	66,04	71,12	71,67
25.193.1353.F	8292/13 OB	13	60,96	66,04	66,59
25.193.1253.F	8292/12 OB	12	55,88	60,96	61,51
25.193.1153.F	8292/11 OB	11	50,80	55,88	56,43
25.193.1053.F	8292/10 OB	10	45,72	50,80	51,35
25.193.0953.F	8292/ 9 OB	9	40,64	45,72	46,27
25.193.0853.F	8292/ 8 OB	8	35,56	40,64	41,19
25.193.0753.F	8292/ 7 OB	7	30,48	35,56	36,11
25.193.0653.F	8292/ 6 OB	6	25,40	30,48	31,03
25.193.0553.F	8292/ 5 OB	5	20,32	25,40	25,95
25.193.0453.F	8292/ 4 OB	4	15,24	20,32	20,87
25.193.0353.F	8292/ 3 OB	3	10,16	15,24	15,79
25.193.0253.F	8292/ 2 OB	2	5,08	10,16	10,71
Teile-Nr. part -Nr.	Typ type	Polzahl pole	T T	L L	G G

Weitere Daten siehe Katalog
further data see catalog

.F	Farbe: colour:	Brennverhalten flame resistance
.0	grau / grey Bedruckung: schwarz printing: black	UL 94/V-0
.1	schwarz / black Bedruckung: weiß printing: white	UL 94/V-0
.7	grün / green Bedruckung: schwarz printing: black	UL 94/V-2

Tolerierung nach DIN 7167/Tolerance system acc. to DIN 7167.
[This DIN-standard describes the envelope principle. According to the envelope principle the deviations of form and parallelism are limited by the size tolerances].

ja/yes Stoffverbots- und Deklarationsliste nach UU-TQM-05/03 ist einzuhalten.
Conformity with Wieland document UU-TQM-05/03 (list of prohibited / declarable hazardous substances) to be declared!

Freitoleranz nach General tolerance		CAD - Zeichnung, keine manuellen Änderungen CAD - drawing, no manual modifications allowed		1.Verwendung: First Use: -		Blatt: 1 von 1 Sheet: of 1	
/		Werkstoff/Material		2006	Tag/Date	Name	
/		Maßstab/Scale		gezeichnet drawn	31.05.	hollet	
/		2:1		geprüft checked	-	-	
/		Vol.		mm ³	011./Surf.	mm ²	
/		Ersatz für/Replacement for: -		Type		Benennung/Title	
/		wieland		8292/..		LP_KLEMME	
/		Elektrische Verbindungen		OB		Rastermaß/pitch 5,00/5,08 PCB terminal	
Index	Datum / Blatt Date / Sheet	Änderung/Revision		Maße in mm/Dimensions are in mm		Zeichnung Nr./Drawing No. 25.193.0253.0 01K	

Weitergabe sowie Vervielfältigung dieses Dokuments, Verwertung und Mitteilung seines Inhalts sind verboten, soweit nicht ausdrücklich gestattet.
The reproduction, distribution and utilization of this document as well as the communication of its contents to others without express authorization is prohibited.

251930253001K_4_CADW1044_Schnitt: 2006-06-01T09:39:27 1.000