

## DUAL ULTRAFAST POWER RECTIFIER

Qualified per MIL-PRF-19500/617

### DEVICES

**1N6672      1N6672R**  
**1N6673      1N6673R**  
**1N6674      1N6674R**

### LEVELS

**JAN**  
**JANTX**  
**JANTXV**

### ABSOLUTE MAXIMUM RATINGS ( $T_C = +25^\circ\text{C}$ unless otherwise noted) (Per Diode)

Parameters / Test Conditions	Symbol	Value	Unit
Peak Repetitive Reverse Voltage 1N6672, R 1N6673, R 1N6674, R	$V_{RWM}$	300 400 500	Vdc
Average Forward Current <sup>(1)</sup> $T_C = +100^\circ\text{C}$	$I_F$	15	Adc
Peak Surge Forward Current	$I_{FSM}$	150	A(pk)
Thermal Resistance - Junction to Case	$R_{\theta jc}$	2.0	$^\circ\text{C}/\text{W}$

#### Note:

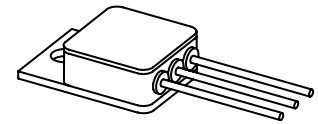
(1) Derate @ 150mA/ $^\circ\text{C}$  above  $T_C = 100^\circ\text{C}$

### ELECTRICAL CHARACTERISTICS ( $T_A = +25^\circ\text{C}$ , unless otherwise noted)

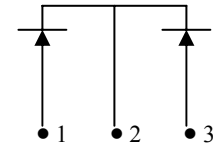
Parameters / Test Conditions	Symbol	Min.	Max.	Unit
Breakdown Voltage <sup>(2)</sup> $I_R = 500\mu\text{A}$ 1N6672, R 1N6673, R 1N6674, R	$V_{BR}$	300 400 500		Vdc
Forward Voltage <sup>(2)</sup> $I_F = 10\text{A}$ (pk) $I_F = 20\text{A}$ (pk)	$V_{F1}$ $V_{F2}$		1.35 1.55	Vdc
Reverse Leakage Current <sup>(2)</sup> $V_R = 240\text{V}$ $V_R = 320\text{V}$ $V_R = 400\text{V}$ 1N6672, R 1N6673, R 1N6674, R	$I_{R1}$		50	$\mu\text{A}$ dc
Reverse Leakage Current <sup>(2)</sup> $V_R = 240\text{V}, T_C = +100^\circ\text{C}$ $V_R = 320\text{V}, T_C = +100^\circ\text{C}$ $V_R = 400\text{V}, T_C = +100^\circ\text{C}$ 1N6672, R 1N6673, R 1N6674, R	$I_{R2}$		5	mAdc
Reverse Recovery Time $I_F = 0.5\text{A}, I_R = 1\text{A}, I_{RR} = 0.25\text{A}$	$t_{rr}$		35	nS
Junction Capacitance $V_R = 10\text{Vdc}, f = 1.0\text{MHz}$ $V_{sig} = 50\text{mV}$ (p-p) (max)	$C_j$		150	pF

#### Note:

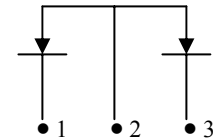
(2) Pulse Test; 300 $\mu\text{s}$ , duty cycle  $\leq 2\%$



TO-254



1N6672, 1N6673, 1N6674



1N6672R, 1N6673R, 1N6674R