


Multilayer Chip Ferrite Bead – SZ Series

Operating Temp. : -55°C~+125°C



FEATURES

- Internal silver printed layers and magnetic shielded structures to minimize crosstalk
- It has sharp impedance characteristics at desirable frequency and does not affect the signal frequency
- Three types material and wide range of impedance values for various applications

APPLICATIONS

- Noise suppression for high speed signal of electric equipments such as computers and peripheral devices, DVD cameras, LCD TVs, communication equipments, OA equipments, etc.

PRODUCT IDENTIFICATION

SZ
①

Type	
SZ	Chip Ferrite Bead For High Speed

1608
②

G
③

T
⑤

F
⑥

External Dimensions (LxW) (mm)	
0603 [0201]	0.6x0.3
1005 [0402]	1.0x0.5
1608 [0603]	1.6x0.8
2012 [0805]	2.0x1.25

Material Code
F, G, K, Q

④

Nominal Impedance	
Example	Nominal Value
300	30Ω
121	120Ω
102	1000Ω

⑤

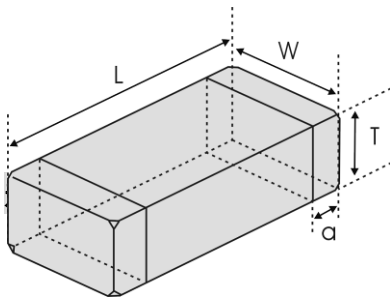
Packing	
T	Tape & Reel

⑥

Hazardous Substance Free Products
F

SHAPE AND DIMENSIONS

Unit: mm [inch]



Type	L	W	T	a
SZ0603 [0201]	0.6±0.05 [.024±.002]	0.3±0.05 [.012±.002]	0.3±0.05 [.012±.002]	0.15±0.05 [.006±.002]
SZ1005 [0402]	1.0±0.15 [.039±.006]	0.5±0.15 [.020±.006]	0.5±0.15 [.020±.006]	0.25±0.1 [.010±.004]
SZ1608 [0603]	1.6±0.15 [.063±.006]	0.8±0.15 [.031±.006]	0.8±0.15 [.031±.006]	0.3±0.2 [.012±.008]
SZ2012 [0805]	2.0 (+0.3, -0.1) [.079 (+.012, -.004)]	1.25±0.2 [.049±.008]	0.85±0.2 [.033±.008]	0.5±0.3 [.020±.012]

SPECIFICATIONS

SZ0603 TYPE

Part Number	Impedance	Z Test Frequency	Max. DC Resistance	Max. Rated Current	Thickness
Units	Ω	MHz	Ω	mA	mm [inch]
Symbol	Z	Freq.	DCR	I _r	T
SZ0603F330TF	33±25%	100	0.85	150	0.3±0.05 [.012±.002]
SZ0603F560TF	56±25%	100	1.05	100	
SZ0603F800TF	80±25%	100	1.40	100	
SZ0603G100TF	10±25%	100	0.25	200	
SZ0603G220TF	22±25%	100	0.45	200	
SZ0603G330TF	33±25%	100	0.55	150	
SZ0603G470TF	47±25%	100	0.70	150	
SZ0603G560TF	56±25%	100	1.00	100	
SZ0603G800TF	80±25%	100	1.30	100	
SZ0603G121TF	120±25%	100	1.50	100	
SZ0603K100TF	5~15	100	0.40	300	
SZ0603K220TF	22±25%	100	0.50	200	
SZ0603K470TF	47±25%	100	0.70	200	
SZ0603K750TF	75±25%	100	1.00	200	
SZ0603K121TF	120±25%	100	1.50	100	
SZ0603Q750TF	75±25%	100	0.40	300	
SZ0603Q121TF	120±25%	100	0.50	250	
SZ0603Q241TF	240±25%	100	0.80	200	
SZ0603Q471TF	470±25%	100	1.50	215	
SZ0603Q601TF	600±25%	100	1.70	200	

SZ1005 TYPE

Part Number	Impedance	Z Test Frequency	Max. DC Resistance	Max. Rated Current	Thickness
Units	Ω	MHz	Ω	mA	mm [inch]
Symbol	Z	Freq.	DCR	I _r	T
SZ1005F050TF	0~10	100	0.10	300	0.5±0.15 [.020±.006]
SZ1005F100TF	5~15	100	0.20	300	
SZ1005F330TF	33±25%	100	0.40	300	
SZ1005G050TF	0~15	100	0.15	600	
SZ1005G300TF	30±25%	100	0.15	600	
SZ1005G750TF	75±25%	100	0.30	600	
SZ1005G121TF	120±25%	100	0.40	400	
SZ1005G221TF	220±25%	100	0.70	200	
SZ1005K750TF	75±25%	100	0.30	600	
SZ1005K121TF	120±25%	100	0.40	400	
SZ1005K221TF	220±25%	100	0.70	200	
SZ1005K301TF	300±25%	100	0.80	200	
SZ1005K421TF	420±25%	100	1.00	150	
SZ1005K601TF	600±25%	100	1.10	100	
SZ1005K102TF	1000±25%	100	1.20	100	
SZ1005K152TF	1500±25%	100	1.40	100	
SZ1005K182TF	1800±25%	100	1.80	50	

SZ1608 TYPE

Part Number	Impedance	Z Test Frequency	Max. DC Resistance	Max. Rated Current	Thickness
Units	Ω	MHz	Ω	mA	mm [inch]
Symbol	Z	Freq.	DCR	I _r	T
SZ1608F050TF	0~10	100	0.20	500	0.8±0.15 [.031±.006]
SZ1608F100TF	5~15	100	0.25	500	
SZ1608F220TF	22±25%	100	0.35	500	

SPECIFICATIONS

SZ1608 TYPE

Part Number	Impedance	Z Test Frequency	Max. DC Resistance	Max. Rated Current	Thickness
Units	Ω	MHz	Ω	mA	mm [inch]
Symbol	Z	Freq.	DCR	I _r	T
SZ1608F470TF	47±25%	100	0.55	300	0.8±0.15 [.031±.006]
SZ1608F750TF	75±25%	100	0.70	300	
SZ1608F121TF	120±25%	100	0.90	200	
SZ1608G050TF	0~15	100	0.10	800	
SZ1608G220TF	22±25%	100	0.20	800	
SZ1608G600TF	60±25%	100	0.30	600	
SZ1608G121TF	120±25%	100	0.45	600	
SZ1608G221TF	220±25%	100	0.55	500	
SZ1608G331TF	330±25%	100	0.70	500	
SZ1608G471TF	470±25%	100	0.80	400	
SZ1608G601TF	600±25%	100	1.10	200	
SZ1608G102TF	1000±25%	100	1.20	150	
SZ1608K121TF	120±25%	100	0.40	600	
SZ1608K221TF	220±25%	100	0.45	500	
SZ1608K331TF	330±25%	100	0.50	500	
SZ1608K421TF	420±25%	100	0.55	400	
SZ1608K471TF	470±25%	100	0.55	400	
SZ1608K601TF	600±25%	100	0.60	200	
SZ1608K102TF	1000±25%	100	0.80	200	
SZ1608K152TF	1500±25%	100	0.80	200	
SZ1608K202TF	2000±25%	100	1.00	200	
SZ1608K222TF	2200±25%	100	1.00	200	
SZ1608K252TF	2500±25%	100	1.20	200	
SZ1608K272TF	2700±25%	100	1.40	200	

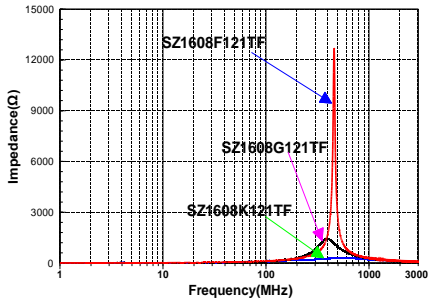
SZ2012 TYPE

Part Number	Impedance	Z Test Frequency	Max. DC Resistance	Max. Rated Current	Thickness
Units	Ω	MHz	Ω	mA	mm [inch]
Symbol	Z	Freq.	DCR	I _r	T
SZ2012G050TF	0~15	100	0.07	1000	0.85±0.2 [.033±.008]
SZ2012G600TF	60±25%	100	0.20	800	
SZ2012G121TF	120±25%	100	0.25	600	
SZ2012G221TF	220±25%	100	0.30	600	
SZ2012G421TF	420±25%	100	0.40	600	
SZ2012G601TF	600±25%	100	0.45	600	
SZ2012G102TF	1000±25%	100	0.50	500	
SZ2012K121TF	120±25%	100	0.20	600	
SZ2012K221TF	220±25%	100	0.25	600	
SZ2012K301TF	300±25%	100	0.30	600	
SZ2012K601TF	600±25%	100	0.35	600	
SZ2012K102TF	1000±25%	100	0.40	500	
SZ2012K152TF	1500±25%	100	0.45	200	
SZ2012K222TF	2200±25%	100	0.60	200	
SZ2012K252TF	2500±25%	100	0.70	200	
SZ2012K272TF	2700±25%	100	0.80	200	

※ : Products with other electrical characteristics can be provided upon customer's request. Please contact your local sales.

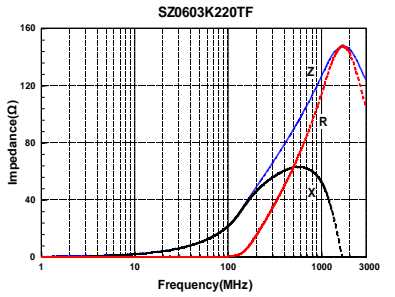
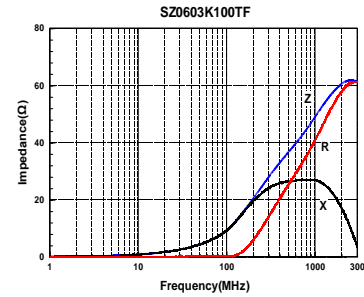
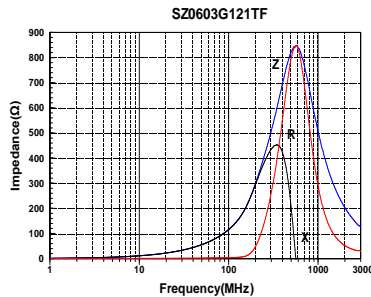
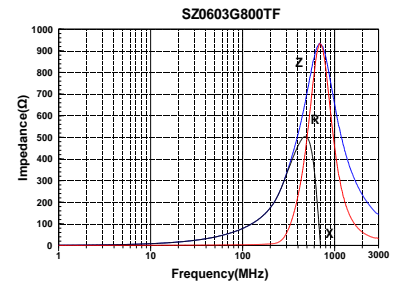
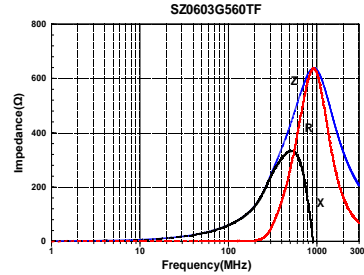
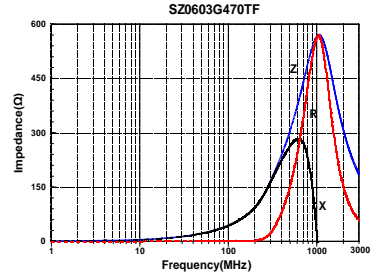
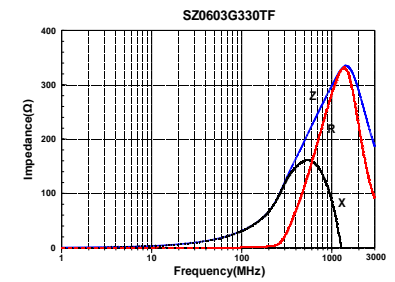
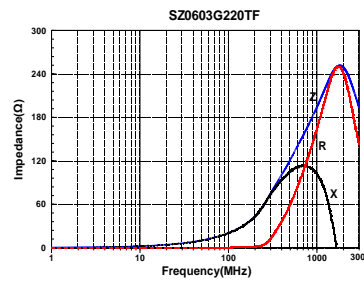
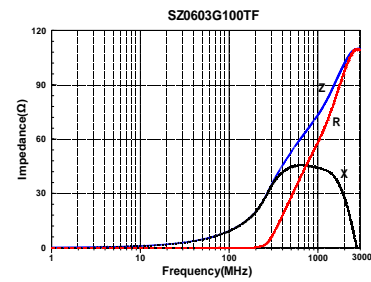
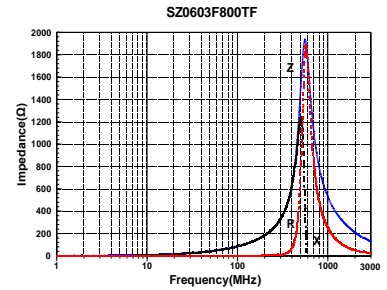
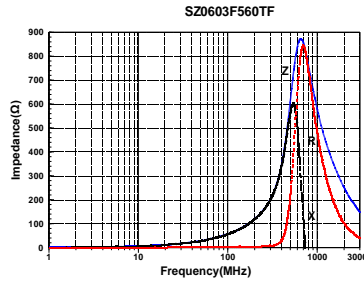
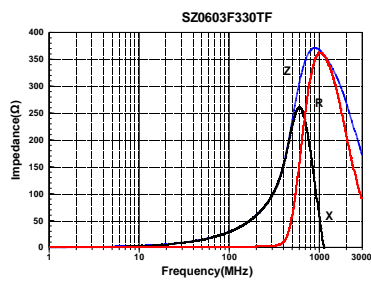
TYPICAL ELECTRICAL CHARACTERISTICS

F, G, K Material Comparison



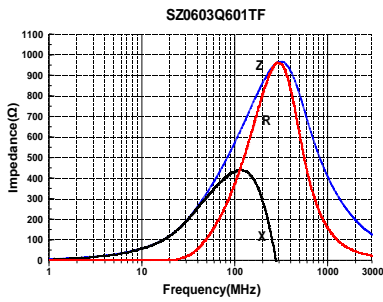
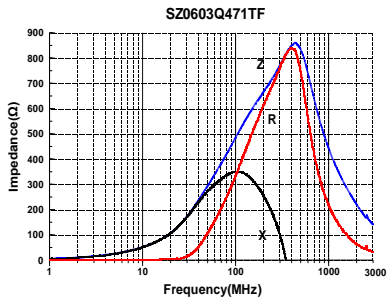
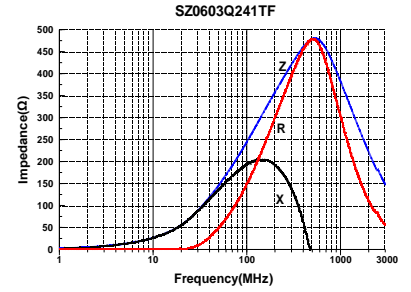
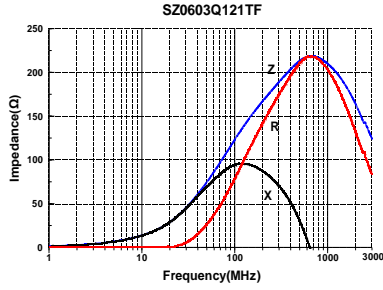
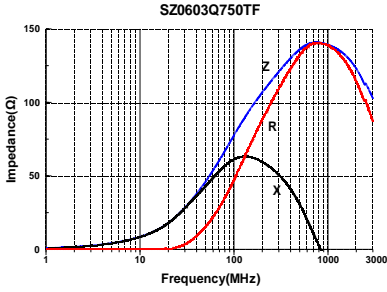
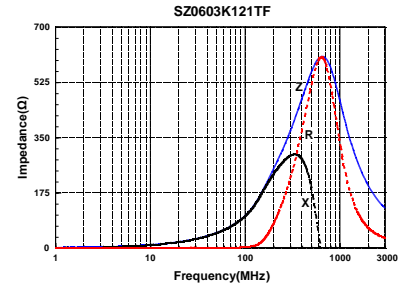
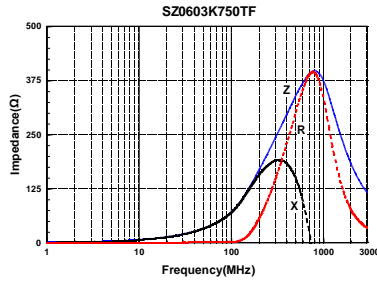
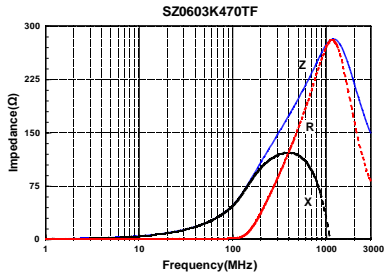
DETAIL ELECTRICAL CHARACTERISTICS

SZ0603 TYPE

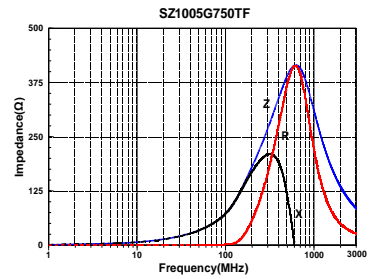
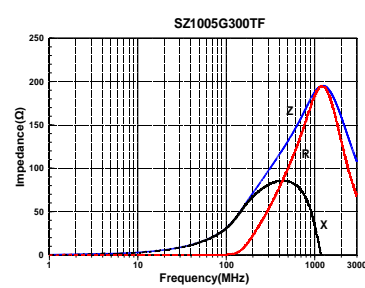
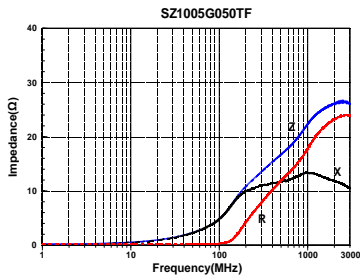
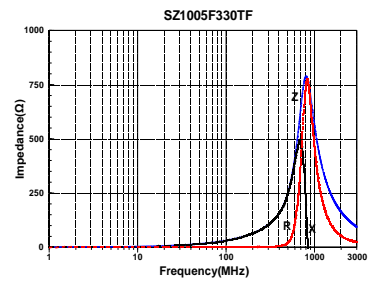
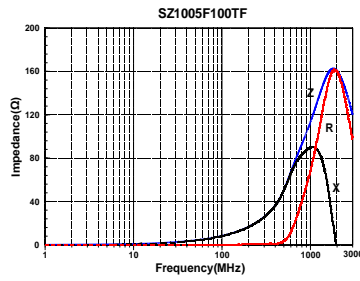
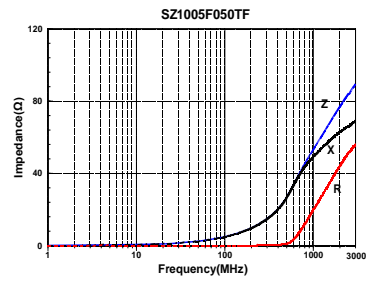


DETAIL ELECTRICAL CHARACTERISTICS

SZ0603 TYPE

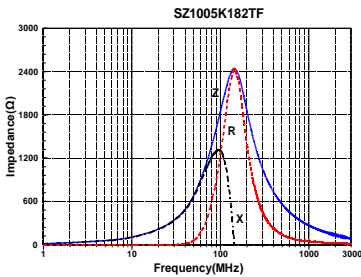
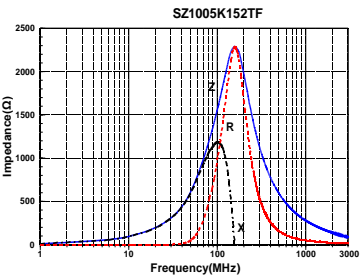
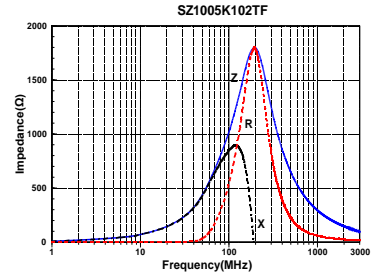
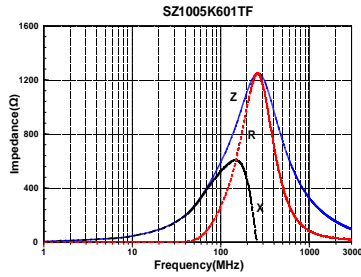
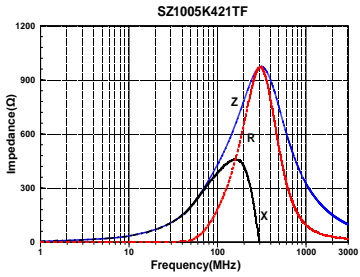
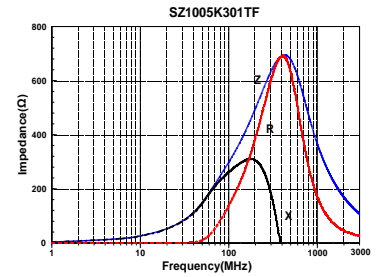
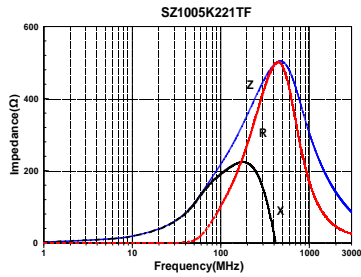
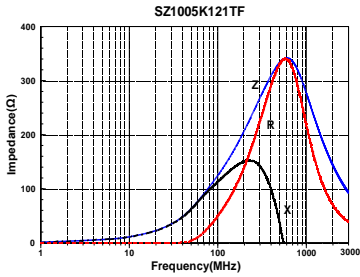
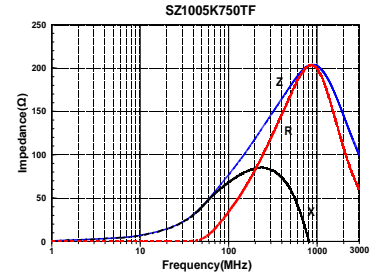
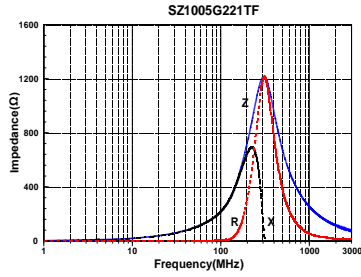
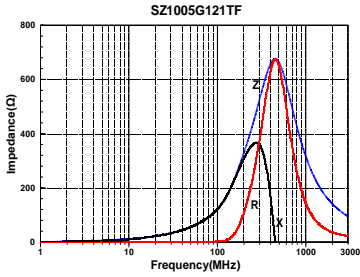


SZ1005 TYPE

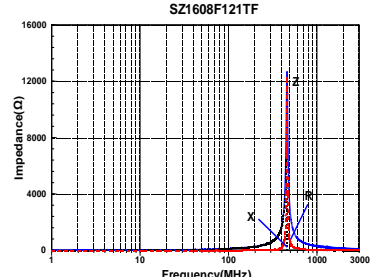
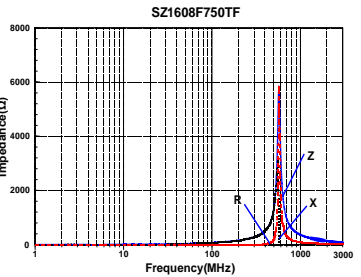
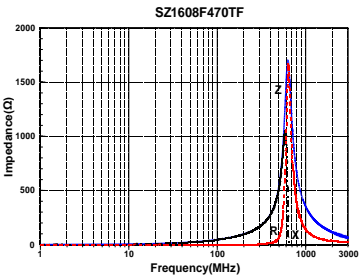
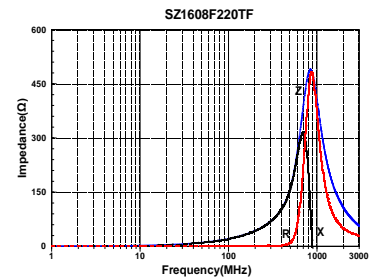
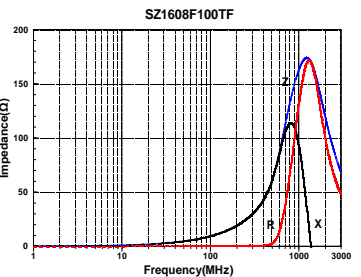
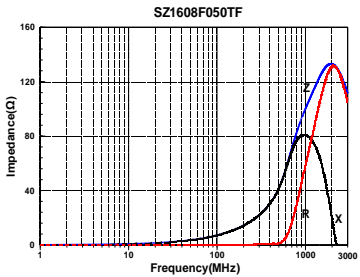


DETAIL ELECTRICAL CHARACTERISTICS

SZ1005 TYPE

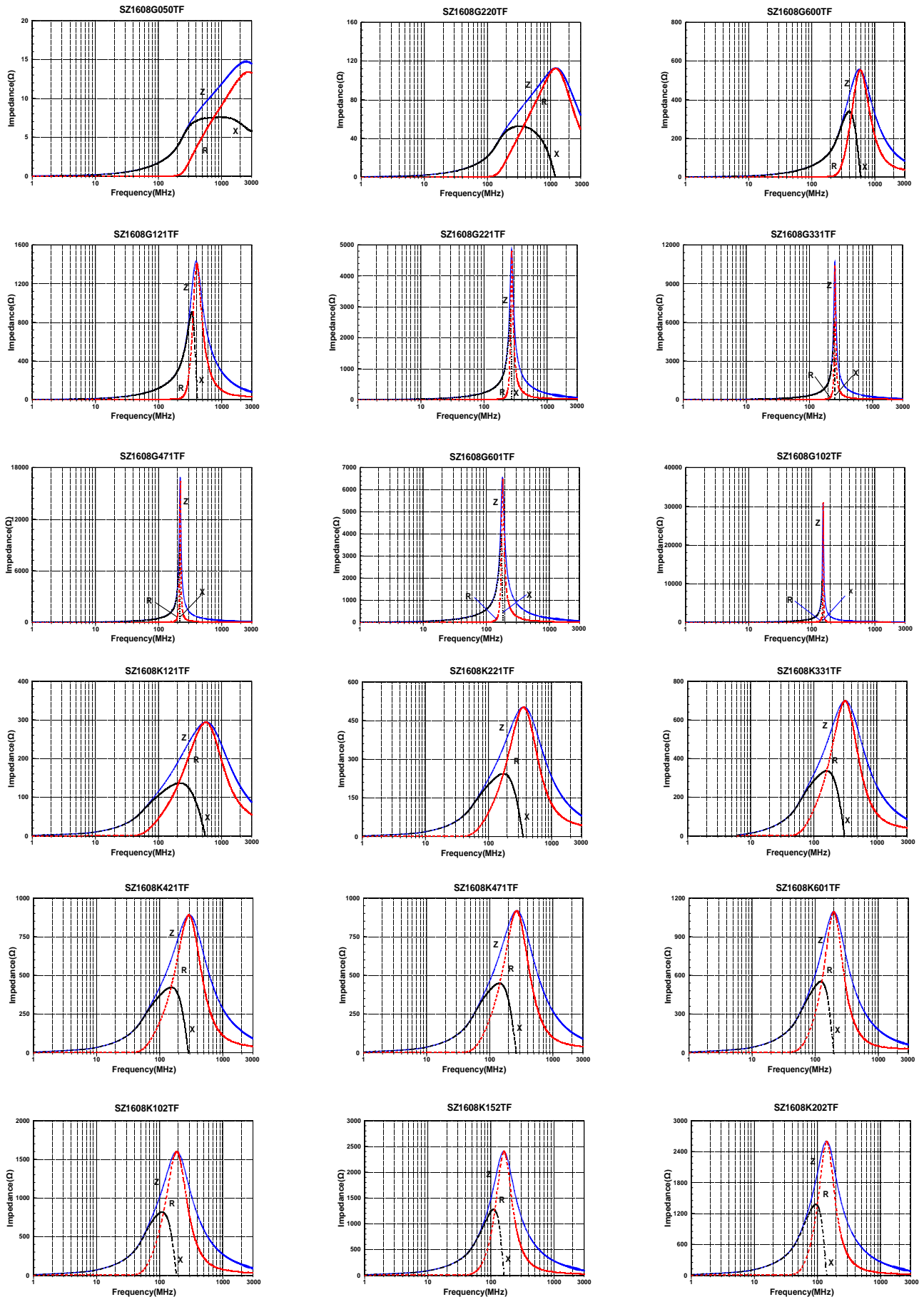


SZ1608 TYPE



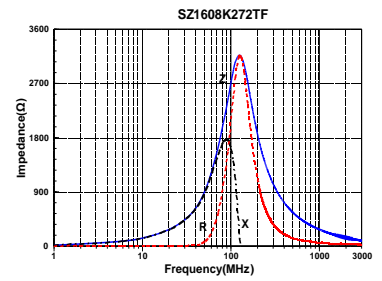
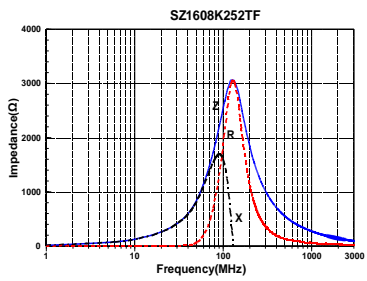
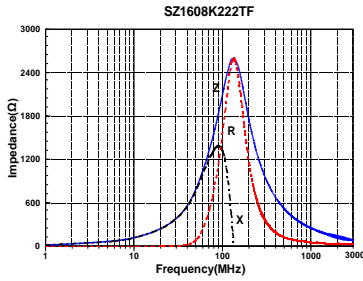
DETAIL ELECTRICAL CHARACTERISTICS

SZ1608 TYPE

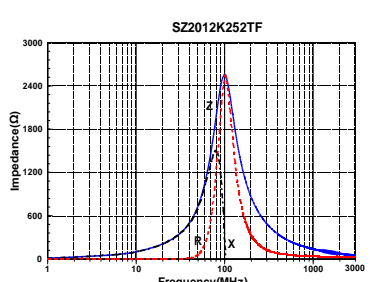
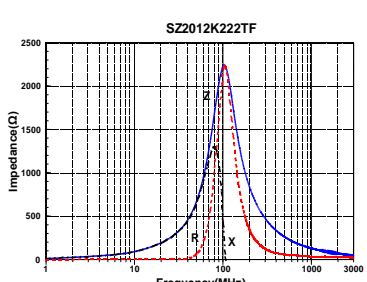
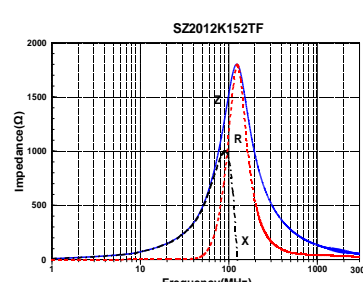
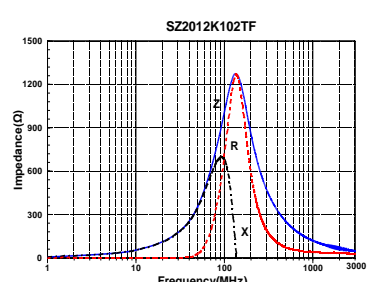
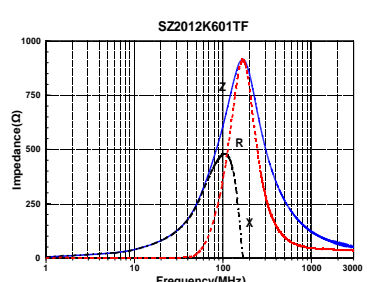
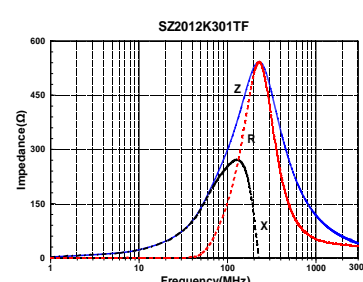
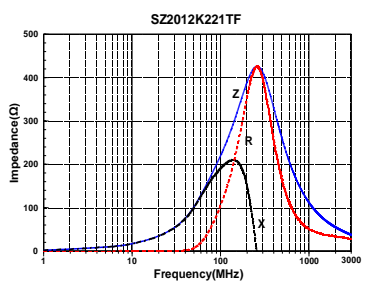
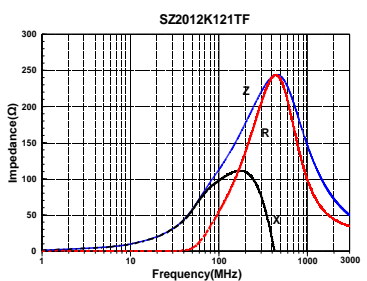
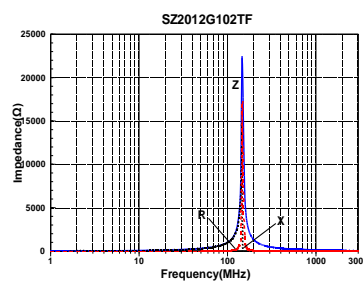
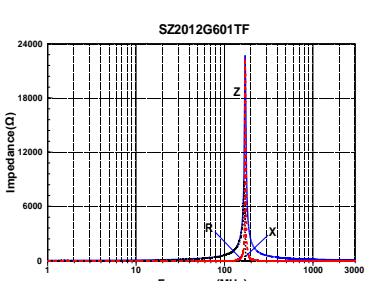
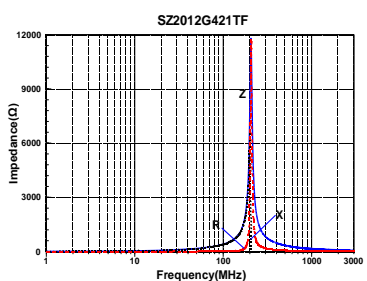
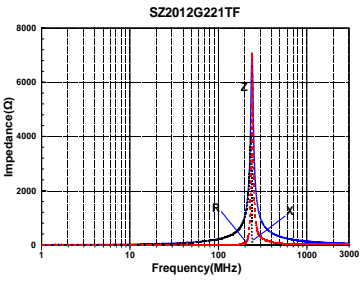
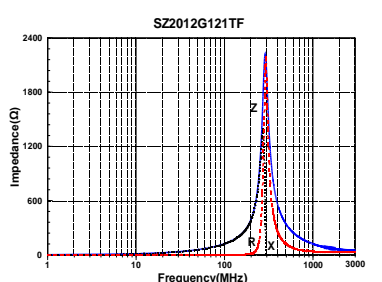
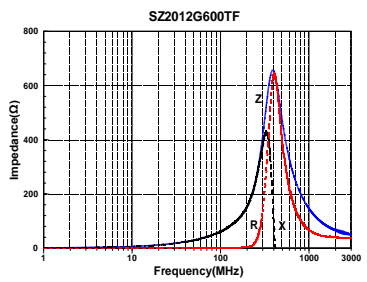
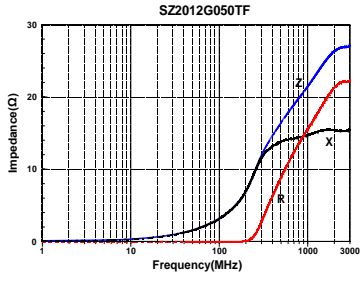


DETAIL ELECTRICAL CHARACTERISTICS

SZ1608 TYPE



SZ2012 TYPE



DETAIL ELECTRICAL CHARACTERISTICS

SZ2012 TYPE

