

Multilayer Chip Low Pass LC Filter– SLFL Series

Operating Temp. : -40°C ~+ 85°C



FEATURES

- Small size, light weight
- Low insertion loss
- Inside shielding
- SMD chip based on LTCC technology
- Centre frequencies and responses are ready for customization


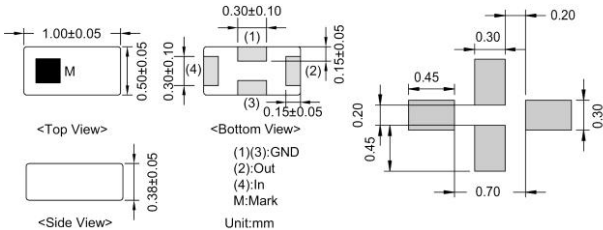

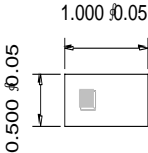
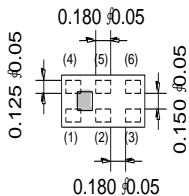
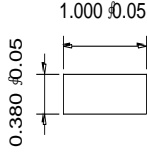
APPLICATIONS

- GSM, LTE, 5G mobile communication systems
- Base station application
- Bluetooth, WLAN, GPS, NB-Iot, etc.


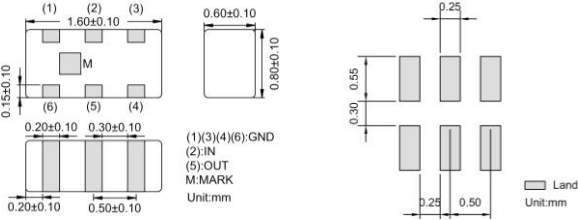

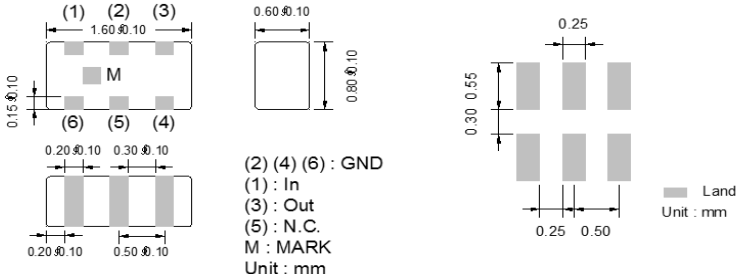
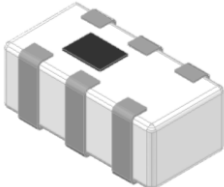
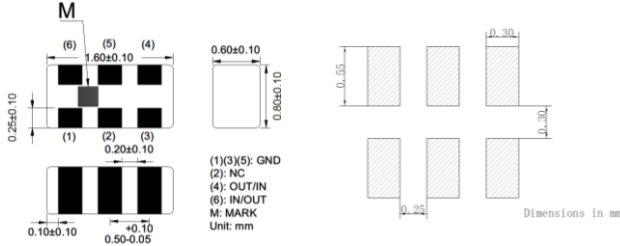

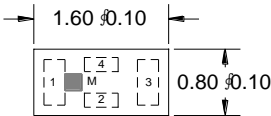
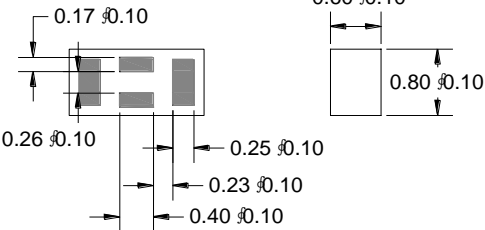
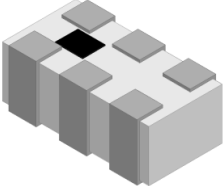
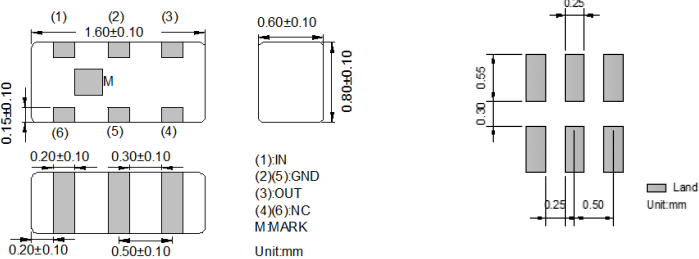
PRODUCT IDENTIFICATION

<u>SLFL</u> ①	<u>15</u> ②	<u>-2R450G</u> ③	<u>-01</u> ④	<u>T</u> ⑤	<u>F</u> ⑥																								
①		②		③																									
<table border="1"> <tr><th colspan="2">Type</th></tr> <tr><td>SLFL</td><td>Low Pass LC Filter</td></tr> </table>		Type		SLFL	Low Pass LC Filter	<table border="1"> <tr><th colspan="2">External Dimensions (LxW) (mm)</th></tr> <tr><td>06 [0202]</td><td>0.6x0.5</td></tr> <tr><td>15 [0402]</td><td>1.0x0.5</td></tr> <tr><td>18 [0603]</td><td>1.6x0.8</td></tr> <tr><td>21 [0805]</td><td>2.0x1.2</td></tr> <tr><td>43 [1812]</td><td>4.5x3.2</td></tr> </table>		External Dimensions (LxW) (mm)		06 [0202]	0.6x0.5	15 [0402]	1.0x0.5	18 [0603]	1.6x0.8	21 [0805]	2.0x1.2	43 [1812]	4.5x3.2	<table border="1"> <tr><th colspan="2">Cut-off Frequency</th></tr> <tr><td>Example</td><td>Nominal Value</td></tr> <tr><td>0R902G</td><td>902.5MHz</td></tr> <tr><td>2R450G</td><td>2450.0MHz</td></tr> </table>		Cut-off Frequency		Example	Nominal Value	0R902G	902.5MHz	2R450G	2450.0MHz
Type																													
SLFL	Low Pass LC Filter																												
External Dimensions (LxW) (mm)																													
06 [0202]	0.6x0.5																												
15 [0402]	1.0x0.5																												
18 [0603]	1.6x0.8																												
21 [0805]	2.0x1.2																												
43 [1812]	4.5x3.2																												
Cut-off Frequency																													
Example	Nominal Value																												
0R902G	902.5MHz																												
2R450G	2450.0MHz																												
④		⑤		⑥																									
<table border="1"> <tr><th colspan="2">Series Code</th></tr> <tr><td colspan="2">01, E1, G9, etc.</td></tr> </table>		Series Code		01, E1, G9, etc.		<table border="1"> <tr><th colspan="2">Packing</th></tr> <tr><td>T</td><td>Tape Carrier Package</td></tr> </table>		Packing		T	Tape Carrier Package	<table border="1"> <tr><th colspan="2">Hazardous Substance Free Products</th></tr> <tr><td colspan="2">F</td></tr> </table>		Hazardous Substance Free Products		F													
Series Code																													
01, E1, G9, etc.																													
Packing																													
T	Tape Carrier Package																												
Hazardous Substance Free Products																													
F																													


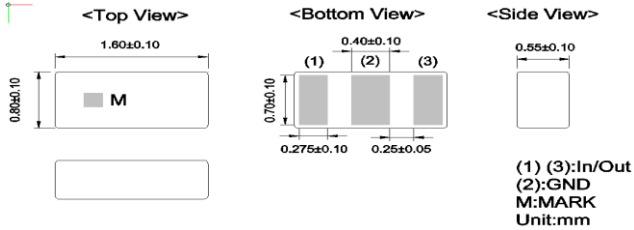

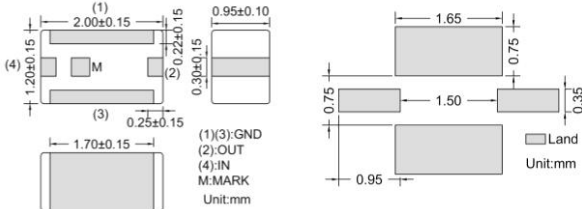

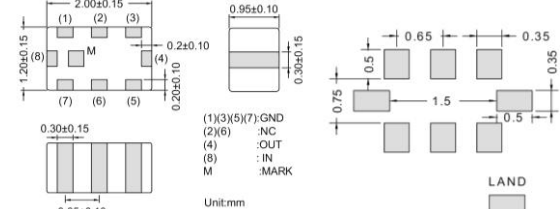

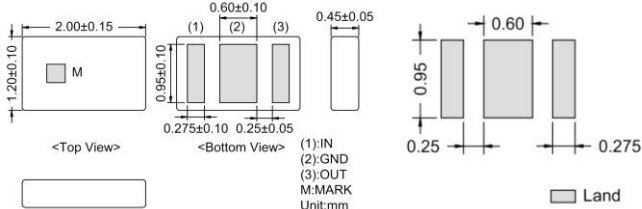

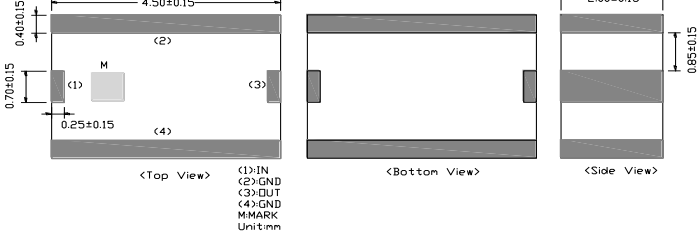
SHAPE AND DIMENSIONS

Type: SLFL15 Series 	Dimensions and Land Patterns		
	 <p><Top View></p> <p><Bottom View></p> <p><Side View></p> <p>(1)(3):GND (2):Out (4):In M:Mark Unit:mm</p>		
Type: SLFL15-2R025G-01TF 	Dimensions and Land Patterns		
	<p><Top View></p> 	<p><Bottom View></p> 	<p><Side View></p>  <p>(1) (3) : NC (2) (5) : GND (4) : Out (6) : In M : MARK Unit : mm</p>

SHAPE AND DIMENSIONS

<p>Type: SLFL18 Series</p> 	<p>Dimensions and Land Patterns</p>  <p>(1)(3)(4)(6):GND (2):IN (5):OUT M:MARK Unit:mm</p>
<p>Type: SLFL18-0R960G-01TF</p> 	<p>Dimensions and Land Patterns</p>  <p>(2) (4) (6) : GND (1) : In (3) : Out (5) : N.C. M : MARK Unit : mm</p>
<p>Type: SLFL18-0R960G-31TF</p> 	<p>Dimensions and Land Patterns</p>  <p>(1)(3)(5): GND (2): NC (4): OUT/IN (6): IN/OUT M: MARK Unit: mm</p>
<p>Type: SLFL18-0R960G-41TF</p> 	<p>Dimensions and Land Patterns</p> <p><Top View></p>  <p>(1) (3):In/Out (2) (4):GND M:MARK Unit:mm</p> <p><Side View></p> 
<p>Type: SLFL18-2R450G-03TF</p> 	<p>Dimensions and Land Patterns</p>  <p>(1)IN (2)(5):GND (3):OUT (4)(6):NC M:MARK Unit:mm</p>

SHAPE AND DIMENSIONS

<p>Type: SLFL18-2R700G-02/03TF</p> 	<p>Dimensions and Land Patterns</p> 
<p>Type: SLFL21-2R450G-G9TF</p> 	<p>Dimensions and Land Patterns</p> 
<p>Type: SLFL21-01TF Series</p> 	<p>Dimensions and Land Patterns</p> 
<p>Type: SLFL21-2R450G-02TF</p> 	<p>Dimensions and Land Patterns</p> 
<p>Type: SLFL43-1R200G-02TF</p> 	<p>Dimensions and Land Patterns</p> 

SPECIFICATIONS

SLFL06 TYPE

Part Number	Cut-off Frequency	Bandwidth	Max. IL in BW (at 25°C)	Attenuation	Thickness
Units	MHz	MHz	dB	dB	mm
Symbol	f_0	BW	IL	-	T
SLFL06-0R915G-01TF	915.0	824~915	0.6	20.0dB Min. at 2400~2750MHz	0.60

SPECIFICATIONS

SLFL15 TYPE

Part Number	Cut-off Frequency	Bandwidth	Max. IL in BW (at 25°C)	Attenuation	Thickness
Units	MHz	MHz	dB	dB	mm
Symbol	f_0	BW	IL	-	T
SLFL15-0R870G-01TF	869.5	$f_0 \pm 45.0$	0.60	25.0dB Min. at $2 \times (f_0 \pm 50)$ MHz	0.38±0.05
				25.0dB Min. at $3 \times (f_0 \pm 50)$ MHz	
				25.0dB Min. at $4 \times (f_0 \pm 50)$ MHz	
SLFL15-0R960G-01TF	960.0	698~960	0.60	13.0dB Min. at 1565~1610MHz	
				35.0dB Min. at 1805~1830MHz	
				35.0dB Min. at 2110~2170MHz	
SLFL15-2R025G-02TF	2025.0	1650~2180	0.60	30.0dB Min. at 1710~2700MHz	
				20.0dB Min. at 3350~4360MHz	
SLFL15-2R450G-01TF	2450.0	2400~2500	0.45	40.0dB Min. at 5085~6540MHz	
				21.0dB Min. at $2 \times (f_0 \pm 50)$ MHz	
SLFL15-2R700G-01TF	2700.0	2300~2700	0.45	21.0dB Min. at $3 \times (f_0 \pm 50)$ MHz	
				25.0dB Min. at 7200~7500MHz	
SLFL15-2R700G-01TF	2700.0	2300~2700	0.45	30dB Min. at 4600~5400MHz	
				30dB Min. at 6900~8100MHz	

SLFL18 TYPE

Part Number	Cut-off Frequency	Bandwidth	Max. IL in BW (at 25°C)	Attenuation	Thickness	
Units	MHz	MHz	dB	dB	mm	
Symbol	f_0	BW	IL	-	T	
SLFL18-0R960G-01TF	960.0	698~960	0.75	28.0dB Min. at 1427~1920MHz	0.60±0.10	
				30.0dB Min. at 2027~2880MHz		
SLFL18-0R960G-03TF	960.0	698~960	0.7	30.0dB Min. at 1554~1610MHz		
				35.0dB Min. at 1805~1830MHz		
				35.0dB Min. at 2110~2170MHz		
				30.0dB Min. at 1710~2700MHz		
SLFL18-0R960G-11TF	960.0	698~960	0.75	28dB Min. at 1427~1920MHz		0.80±0.10
				30dB Min. at 2097~2880MHz		
SLFL18-0R960G-31TF	960.0	699~960	0.9	20.0dB Min. at 1350~1920MHz		0.60±0.10
				40.0dB Min. at 2070~2880MHz		
SLFL18-0R960G-41TF	960.0	690~960	0.35	25.0dB Min. at 1738~1920MHz		
				20.0dB Min. at 2400~3500MHz		
SLFL18-2R450G-01TF	2450.0	$f_0 \pm 50.0$	0.60	27.0dB Min. at $2 \times (f_0 \pm 50)$ MHz		
				30.0dB Min. at $3 \times (f_0 \pm 50)$ MHz		
				30.0dB Min. at $4 \times (f_0 \pm 50)$ MHz		
SLFL18-2R450G-02TF	2450.0	$f_0 \pm 200.0$	0.40	21.0dB Min. at 4600~5400MHz	0.60±0.10	
				22.0dB Min. at 6900~8100MHz		
SLFL18-2R450G-05TF	2450.0	$f_0 \pm 50.0$	0.48	35.0dB Min. at 4800~5000MHz		
				30.0dB Min. at 7200~7500MHz		
SLFL18-2R450G-03TF	2450.0	$f_0 \pm 50.0$	0.37	27.0dB Min. at 4800~5000MHz		
				25.0dB Min. at 7200~7500MHz		
SLFL18-2R500G-01TF	2500.0	$f_0 \pm 200.0$	0.65	35.0dB Min. at 4600~5400MHz		
				30.0dB Min. at 6900~8100MHz		
				35.0dB Min. at 6000~7500MHz		

SPECIFICATIONS

SLFL18 TYPE

Part Number	Cut-off Frequency	Bandwidth	Max. IL in BW (at 25°C)	Attenuation	Thickness
Units	MHz	MHz	dB	dB	mm
Symbol	f_0	BW	IL	-	T
SLFL18-1R850G-01TF	1850.0	1710~1990	0.5	30.5dB at 3420 ~ 3980 MHz	0.60±0.10
				28.5dB at 5130 ~ 5970 MHz	
SLFL18-2R025G-01TF	2025.0	1710~2025	1.2	20dB Min. at 2400~2500MHz	0.80±0.10
				20dB Min. at 4020~4045MHz	
				25dB Min. at 6030~6075MHz	
SLFL18-2R700G-02TF	2700.0	673~2690	0.5	35.0dB Min. at 4950~6000MHz	0.60±0.10
				35.0dB Min. at 6000~7500MHz	
				35.0dB Min. at 7500~8100MHz	
				27.0dB Min. at 8100~12500MHz	
SLFL18-2R700G-03TF	2700.0	2300~2700	0.5	30.0dB Min. at 4600~5400MHz	0.60±0.10
				30.0dB Min. at 6900~8100MHz	

SLFL21 TYPE

Part Number	Cut-off Frequency	Bandwidth	Max. IL in BW (at 25°C)	Attenuation	Thickness
Units	MHz	MHz	dB	dB	mm
Symbol	f_0	BW	IL	-	T
SLFL21-0R902G-01TF	902.5	$f_0 \pm 12.5$	0.60	30.0dB Min. at $2 \times (f_0 \pm 50)$ MHz	0.95±0.10
				30.0dB Min. at $3 \times (f_0 \pm 50)$ MHz	
SLFL21-2R025G-01TF	2025.0	1880~2025	1.30	20.0dB Min. at 2300~6100MHz	0.95±0.10
				30.0dB Min. at 3700~4100MHz	
				10.0dB Min. at 6100~8000MHz	
SLFL21-2R450G-01TF	2450.0	$f_0 \pm 50.0$	0.50	27.0dB Min. at $2 \times (f_0 \pm 50)$ MHz	0.45±0.05
				30.0dB Min. at $3 \times (f_0 \pm 50)$ MHz	
				30.0dB Min. at $4 \times (f_0 \pm 50)$ MHz	
SLFL21-2R450G-02TF	2450.0	$f_0 \pm 50.0$	0.45	30.0dB Min. at $2 \times (f_0 \pm 50)$ MHz	0.45±0.05
				20.0dB Min. at $3 \times (f_0 \pm 50)$ MHz	
SLFL21-2R450G-G9TF	2450.0	$f_0 \pm 50.0$	0.50	27.0dB Min. at $2 \times f_0$ MHz	0.95±0.10
				25.0dB Min. at $3 \times f_0$ MHz	
				25.0dB Min. at $4 \times f_0$ MHz	
SLFL21-5R500G-01TF	5515.0	$f_0 \pm 365.0$	0.60	25.0dB Min. at $2 \times (f_0 \pm 365)$ MHz	0.95±0.10
				25.0dB Min. at $3 \times (f_0 \pm 365)$ MHz	

SLFL43 TYPE

Part Number	Pass Band	Max. IL (at 25°C)	Attenuation	Thickness
Units	MHz	dB	dB	mm
Symbol	PB	IL	-	T
SLFL43-1R200G-02TF	950~1450	2.8dB Max at 5~1002MHZ	20.0dB Min. at 1550~2150MHZ	1.50±0.30