

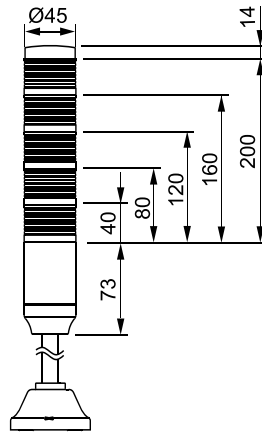


PME Series

Ø45mm LED Modular Tower Light Steady & Flashing



Dimensions (unit: mm)



- LED Modular type
- Pre wire type
- Surface, Pole or Wall Mount (Order poles & bases separately)
- Alarm sound type available for 12 ~ 24VAC/DC type

Ordering Information

PME F - 5 01 - RYGBC
 ① ② ③ ④

① Light Style		Steady
	F	Steady & Flashing
	B	Steady + Buzzer*
	Z	Steady, Flashing + Buzzer*
② Number of Stacks	1	1 Light
	2	2 Lights
	3	3 Lights
	4	4 Lights
	5	5 Lights
③ Power Supply	01	12V AC/DC
	02	24V AC/DC
	FF	90~240V AC
④ Lens Colors (top to bottom)	R	Red
	Y	Yellow
	G	Green
	B	Blue
	C	Clear

* 12 & 24V only

Replacement parts

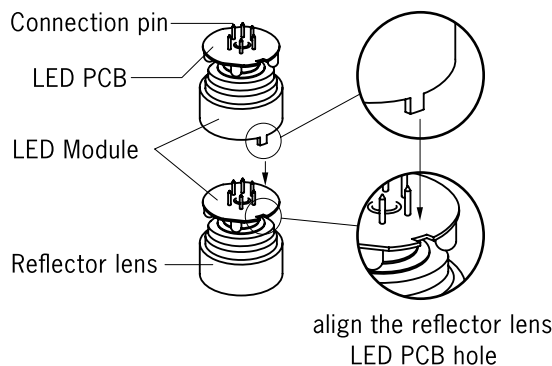
LED	PME-02-□	24V, 90~240V AC/DC
	PME-01-□	12V AC/DC
Lens	PME-□	—

(□): indicates color of LED or Lens; R, Y, G, B or C

Specifications

Power Supply		12V AC/DC		24V AC/DC		90-240V AC
Current consumption (RMS value ±10%)		LED	w/Alarm	LED	w/Alarm	LED
	1stack	0.06A	0.07A	0.03A	0.06A	0.02A
	2stack	0.10A	0.11A	0.07A	0.09A	0.05A
	3stack	0.17A	0.18A	0.11A	0.14A	0.07A
	4stack	0.20A	0.21A	0.15A	0.17A	0.10A
	5stack	0.24A	0.25A	0.18A	0.20A	0.12A
Alarm Sound Level		80±5dB at 1m				
Flashing rate		Approx. 80 ± 5 flashes/min.				
Rating		IP52(IP50 with Buzzer)				
Vibration		3mm at 10~55Hz				
Ambient Temp.		-15°C~40°C				
Ambient Humidity		45~85% RH				
Recommended Wire Size		1007 UL / 22 AWG				

How to assemble LED Module

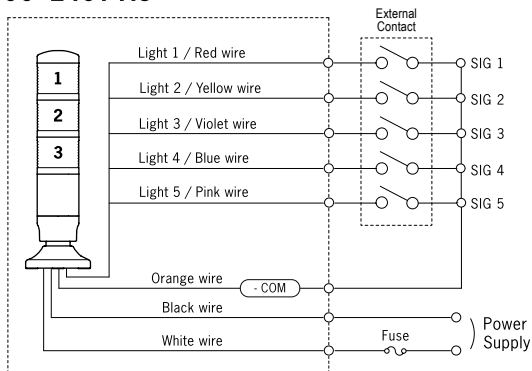


See page 21-23
for mounting options and accessories

Wiring Diagram

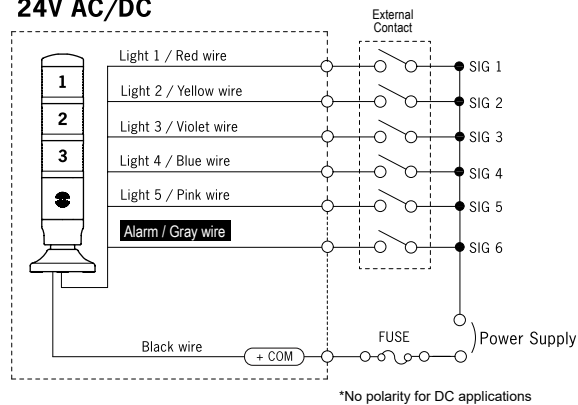
Steady

90~240V AC



Steady + Buzzer

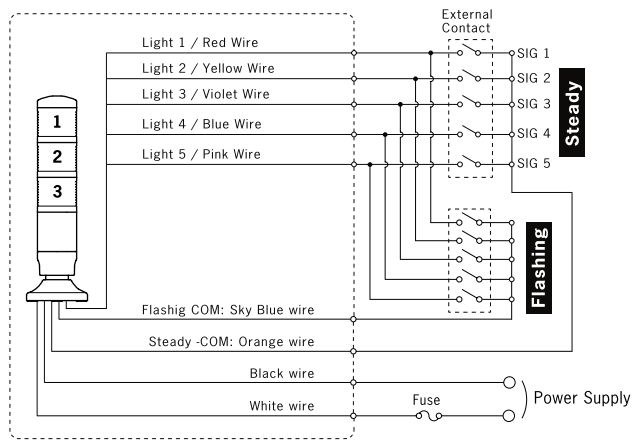
12V AC/DC
24V AC/DC



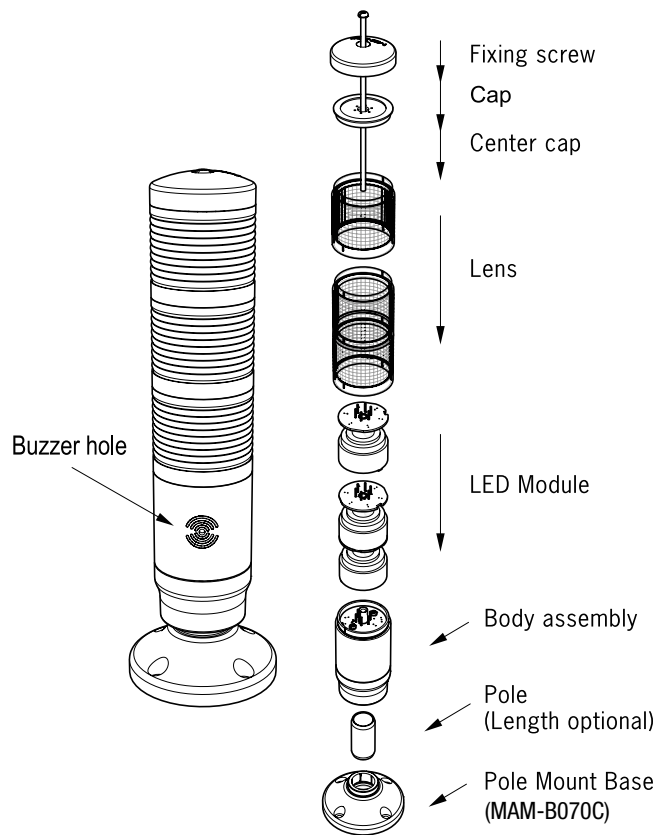
*No polarity for DC applications

Steady + Flashing

90~240V AC

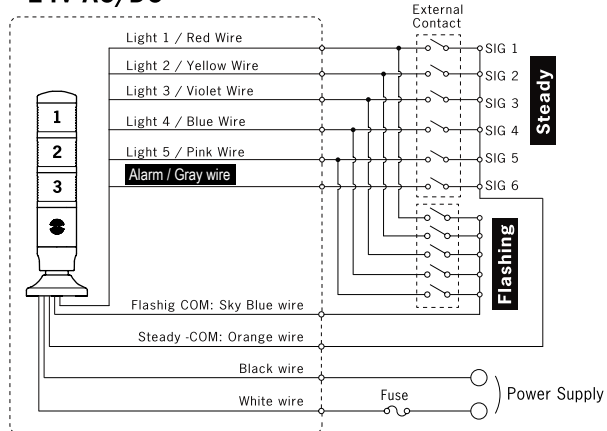


How to Assemble



Steady + Flashing + Buzzer

12V AC/DC
24V AC/DC



* No polarity for DC applications.