



OMI6921A | OMI Series



21.5" Fanless Panel PC with Intel® Core™ i5-4300U Processor




- Choose Microsoft Windows® OS
- Memory and Wi-Fi Kit upgrades available
- Aluminum Enclosure
- Panel or VESA mount
- Integrate with Indusoft's Web Studio®

System	CPU	Intel® 4th Gen Core™ i5-4300U CPU processor
	System Chipset	SoC
	System Memory	Onboard DDR3L 8 GB 1600 MHz
I/O Ports	USB	2 x USB 3.0 type A
	Serial	COM1: RS-232/422/485 DE-9P (default RS-232) COM2: RS-232 DE-9P
	Audio	1 x 3.5 mm line out
	LAN	2 x GbE RJ-45
	Power	3-pin connector header, DC power input
	Remote Power Switch	2-pin connector header
	Storage	Solid State Drive Options *
SD Card Slot		N/A
Expansion	Expansion Slot	Optional Wi-Fi kit (Wi-Fi card and antenna)
Display	Display Type	21.5" TFT LCD
	Max. Resolution	1920 x 1080
	Max. Color	16.7 M
	Luminance (cd/m²)	250
	View Angle (H°/V°)	178/178
	Contrast Ratio	3000:1
	Backlight Lifetime (hours)	30,000+
Touch Screen	Type	5-wire resistive touch
	Interface	USB
	Light Transmission	80%
Electrical	Input Voltage	9~36 VDC
	Input Current	0.9 ~ 3.7 A
	Input Power	33.3 W
Mechanical	Construction	Silver aluminum front bezel and chassis
	Rating	IP66 / NEMA 4 when panel mounted
	Mounting	Panel mounting, VESA 100 x 100
	Dimension (W x H x D)	21.94 x 14.26 x 2.56 inches [557.3 x 362.3 x 64.8 mm]
	Net Weight	Approx. 16.53 lbs. [7.5 kg]
Environmental	Operating Temperature	32~122°F [0~50°C]
	Storage Temperature	-4~140°F [-20~60°C]
	Storage Humidity	10 to 90% @ 40°C, non-condensing
	Certification	CE / FCC Class A / cULus / RoHS
Operating System	Microsoft Windows Options **	Microsoft Windows® 7 Pro for Embedded 64-bit (FES 7 Pro) Microsoft Windows® 10 IoT Enterprise Embedded 2019 LTSC 64-bit (EPKEA) Microsoft Windows® 10 IoT Enterprise 2019 LTSC 64-bit (PKEA)
Notes	<p>* Additional SSD options available; contact Maple Systems for details. ** For Microsoft Windows 10 IoT 2016 LTSC Operating System, contact Maple Systems Sales.</p> <p>Specifications subject to change without notice.</p>	



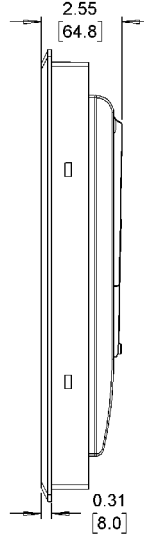
Top View

21.94
[557.3]



Front View

14.26
[362.3]

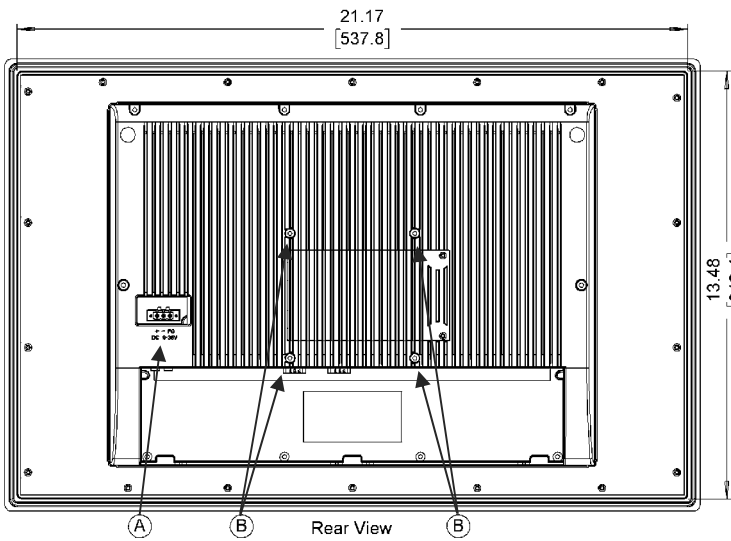


Side View

2.55
[64.8]

0.31
[8.0]

Dimensions are in inches [mm]




Rear View

21.17
[537.8]

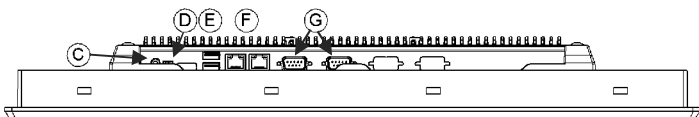
13.48
[342.4]

13.54
[344.0]



13.54" [344.0mm] H x 21.22" [539.0mm] W

Cutout Dimensions



Bottom View

- A Power Connector
- B VESA 100mm Screw Holes
- C Line Out
- D Remote Power Switch Connector
- E USB 3.0 Host Ports
- F Gigabit Ethernet Ports
- G DE9P COM Ports