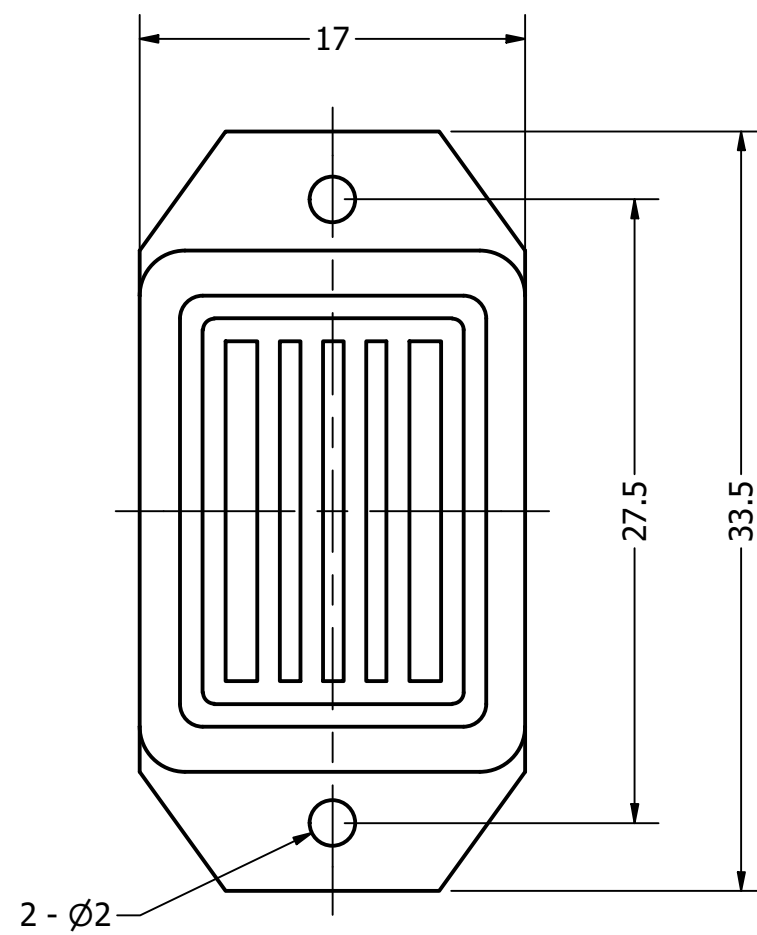


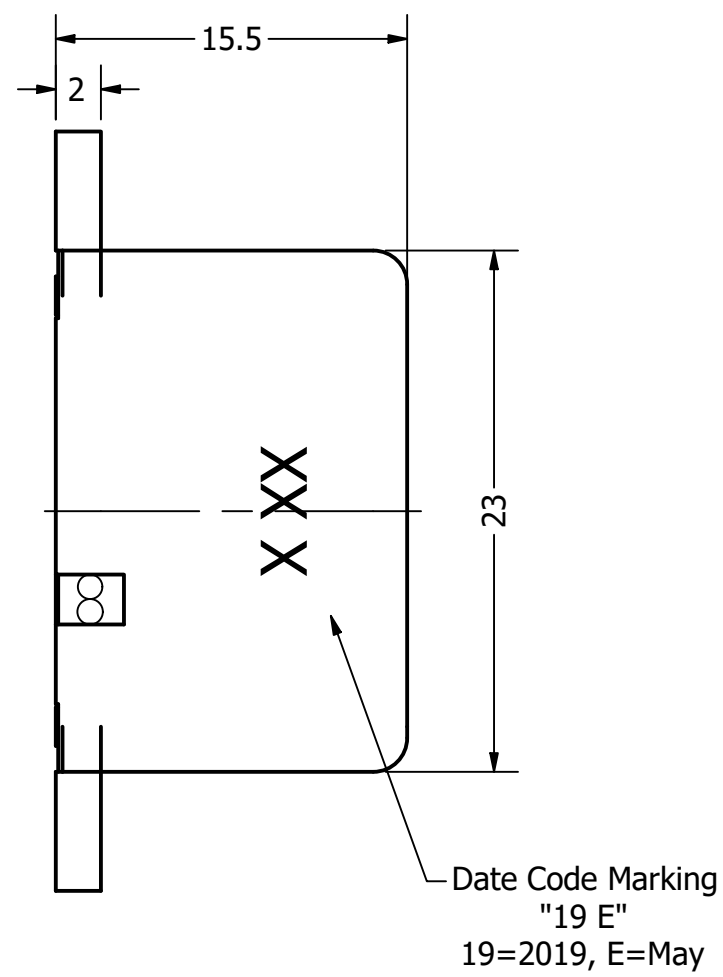
Part Number:	IE330403-1	
DESCRIPTION:	Electro-Mechanical Indicator	
DRAWN	CJ	5/20/2019
CHECKED	C.H.	5/21/2019
APPROVED	C.E.	5/21/2019

This document contains data proprietary to DB Unlimited. Any use or reproduction, in any form, without prior written permission of DB Unlimited is prohibited. All terms and conditions can be found at www.dbunlimitedco.com

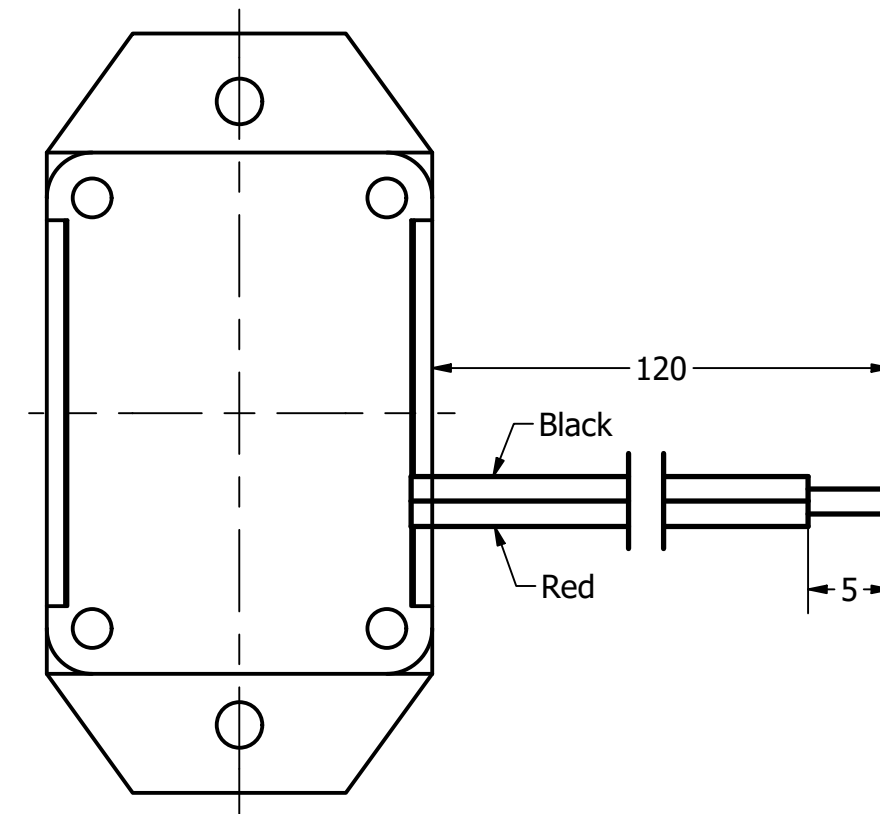
Top View



Side View



Bottom View



Items	Specifications	Conditions	REVISION HISTORY			
Min. Sound Pressure Level	70	dB (@ 10cm)	REV	DESCRIPTION	DATE	APPROVED
Tone	Single		1	Released from Engineering	10/21/2013	J.S.
Resonant Frequency	400	Hz	2	Updated to new drawing template, weight, temps	5/21/2019	C.E.
Rated Voltage	3	V		Updated max. rated current	11/16/2021	P.D.
Voltage Range	2 ~ 4	V	NOTES			
Max. Rated Current	20	mA	1) All dimensions are in mm unless otherwise noted			
Storage Temperature	-20 ~ +70	°C	2) All tolerances are ± 0.5 mm unless otherwise noted			
Operating Temperature	-20 ~ +65	°C	3) All parts meet RoHS			
Connection Method	Lead Wires		4) Subject to change or redrawn without notice			
Mount Type	Flange Mount					
Housing Material	ABS					
Weight	8	g				