

GLF71320, GLF71321

I_QSmart™ - Ultra Small, Controlled Slew Rate

DESCRIPTION

The evaluation board EV001 features the GLF71320 and GLF71321 ultra-efficient slew rate controlled I_QSmart™ load switch suitable for applications that control high current power rails in mobile computing and data storage devices.

The GLF71320 and GLF71321 are the fully integrated I_QSmart™ load switch with a fixed slew rate control to limit the inrush current and minimize input voltage droop, and offer an ultra-low R_{ON} in 0.97mm x 1.47mm x 0.50mm WLCSP

FEATURES

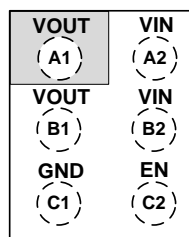

- Wide Input Range 1.1 V to 5.5 V
- Low R_{ON} = 15 mΩ Typ at 5.5 V_{IN}
- Up to 4 A Continuous Current
- Ultra-Low I_Q : 3 nA Typ at 5.5 V_{IN}
- Ultra-Low I_{SD} : 50 nA Typ at 5.5 V_{IN}
- 400 us Rise Time at 3.3 V_{IN}
- Internal EN Pull-Down Resistor
- Optional Output Pull Down, GLF71321
- 0.97 mm x 1.47 mm Wafer Level Chip Scale Package

PRODUCT TABLE

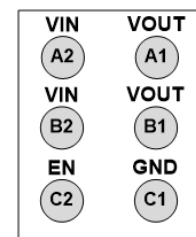
Eval Board Ordering Info	Part Number	Top Mark	R _{ON} (Typ.) @ 5.5 V _{in}	Output Discharge	EN Activity
EV001-GLF71320	GLF71320	AA	15 mΩ	NA	High
EV001-GLF71321	GLF71321	BB	15 mΩ	80Ω	High
EV001-GLF71322	GLF71322	CC	15 mΩ	NA	Low
EV001-GLF71323	GLF71323	DD	15 mΩ	80Ω	Low

Note) Contact GLF for more information on alternate device delivery and availability

EVALUATION BOARD & DEVICE PACKAGE



TOP VIEW



BOTTOM VIEW

Pin #	Name	Description
A1, B1	V _{out}	Switch Output
A2, B2	V _{IN}	Switch Input. Supply Voltage for IC
C1	GND	Ground
C2	EN	Enable to control the switch