

Price Index



Series E2-15

Special Features / Options



IPA Qualification Certificate:
Cleanroom test upon request



ESD Classification:
Electrically conductive ESD/
ATEX version upon request



Flammability Class
VDE 0304 IIC UL94 HB

Assembly Tips



Easy to assemble and disassemble
Series 06 shown for demonstration
purposes only

Usage Guidelines




- When large unsupported lengths and high additional loads are required with a small e-chain®
- For smooth, quiet operation due to small pitch
- If a large modular system in various designs is desired



- If a closed Energy Tube is required
➤ Series R09 “Zipper”
- If filling without opening lids is required
➤ Series 08 E-Z Chain

Features & Benefits

- 1 Universal mounting bracket with strain relief option
- 2 Large, assembly friendly pins for long unsupported lengths
- 3 Very smooth contours ensure the best possible cable life
- 4 Non snap-open or snap-open on the inner or outer radius
- 5 Lightweight, low price
- 6 Square stop-dog system for large additional loads
- 7 Brake feature reduces noise



Order Example: Complete e-chain®

Please indicate chain length or number of links. Example:

3.28 ft (1 m) E2-15-20-038-0

e-chain®

1 Set E2-150-20-34PZ

Mounting Bracket

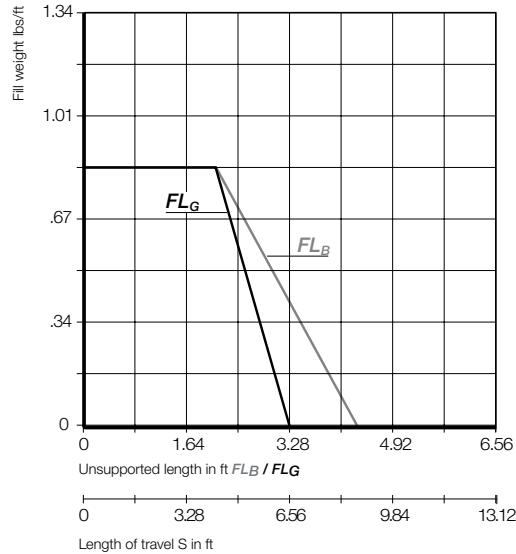
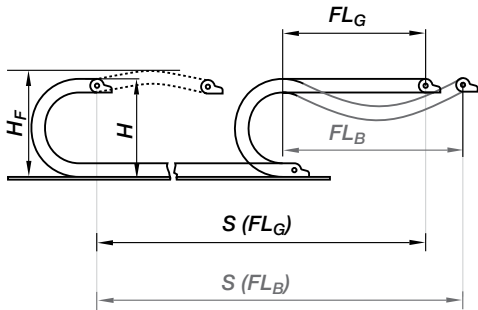
e-chain system® E2 Micro Series E2-15/E2i-15/E2C-15 Installation Dimensions



E2-15
E2i-15
E2C-15

Short travel, unsupported length

- FL_B = unsupported with permitted sag
 - FL_G = unsupported with straight upper run
- Further information ► Design, Chapter 1



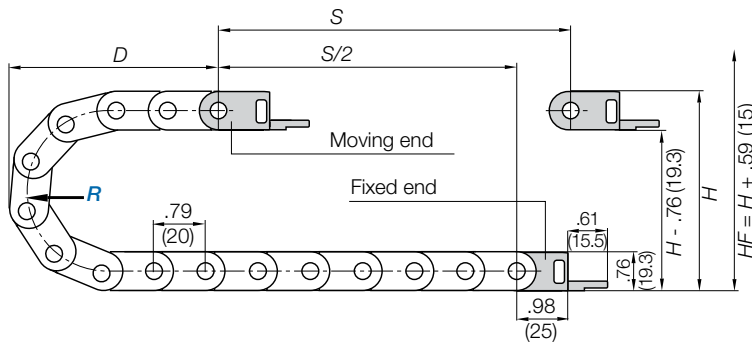
Short Travels - Unsupported



Unsupported e-chains® feature positive camber over short travels. This must be accounted for when specifying the clearance height. Please refer to **Installation dimensions** for further details.

Legend

- S = Length of travel
- R = Bending radius
- H = Nominal clearance height
- D = Overlength e-chain® radius in final position
- $K = \pi \cdot R + \text{safety buffer}$
- H_f = Required clearance height



Pitch per link = .79" (20 mm)
Links per ft (m) = 15.24 (50)
For center mount applications:
Chain length = $\frac{S}{2} + K$

The required clearance height: $H_f = H + .59$ in. (15 mm) (with .20 lbs/ft (0.3 kg/m) fill weight). Please consult igus® if space is particularly restricted.

R	1.10 (028)	1.50 (038)	1.89 (048)	2.95 (075*)
H	2.95 (75)	3.74 (95)	4.53 (115)	6.65 (169)
D	2.68 (68)	3.07 (78)	3.46 (88)	4.53 (115)
K	5.12 (130)	6.30 (160)	7.68 (195)	11.02 (280)



PDF: igus.com/e-chain-pdfs
Product information: igus.com/e-chains



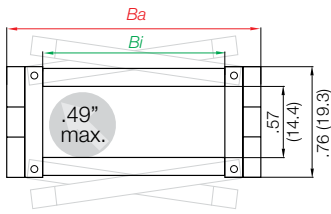
Speed / acceleration FL_G	max. 65.6 ft/s (20 m/s) / max. 656 ft/s ² (200 m/s ²)
Speed / acceleration FL_B	max. 9.84 ft/s (3 m/s) / max. 19.69 ft/s ² (6 m/s ²)
Gliding speed / acceleration (maximum)	max. 9.84 ft/s (3 m/s) / max. 32.8 ft/s ² (10 m/s ²)
Material - permitted temperature	igumid G / -40°F (-40°C) up to +248°F (+120° C)
Flammability Class, igumid G	VDE 0304 IIC UL94 HB

Technical Data



Details of material properties

► Chapter 1



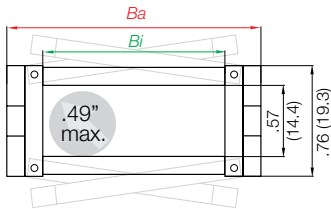
Series E2-15 - Snap-open along the outer radius from both sides



Part Number Structure



Color - Black
Bending radius
Width
Series



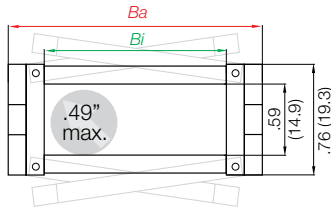
Series E2i-15 - Snap-open along the inner radius from both sides



Part Number Structure



Color - Black
Bending radius
Width
Series



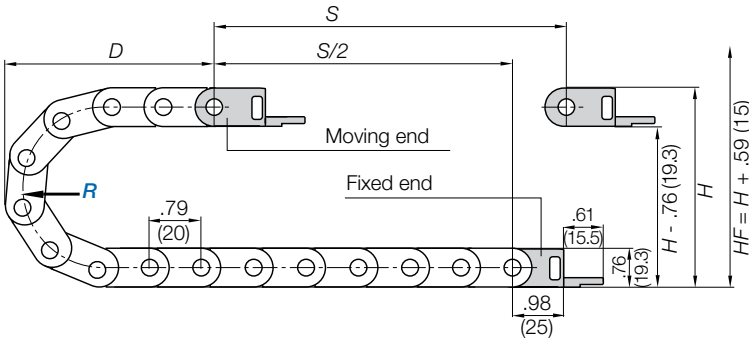
Series E2C-15 - One-piece, non snap-open



Part Number Structure



Color - Black
Bending radius
Width
Series



Supplement part number with required radius. Example: E2-15-20-038-0
Pitch: .79 in. (20 mm) per link links/ft (m) = 15.24 (50)

Snap-open along outer radius	Snap-open along inner radius	One-piece non snap-open		Bi in. (mm)	Ba in. (mm)	Weight		
						E2-15 lbs/ft (kg/m)	E2i-15 lbs/ft (kg/m)	E2C-15 lbs/ft (kg/m)
E2-15-10-	E2i-15-10-	E2C-15-10-	<input type="checkbox"/> -0	.39 (10)	.69 (17.4)	≈ 0.120 (0.18)	≈ 0.120 (0.18)	≈ 0.128 (0.19)
E2-15-13-	E2i-15-13-	E2C-15-13-	<input type="checkbox"/> -0	.51 (13)	.82 (20.8)	≈ 0.128 (0.19)	≈ 0.128 (0.19)	≈ 0.134 (0.20)
E2-15-16-	E2i-15-16-	E2C-15-16-	<input type="checkbox"/> -0	.63 (16)	.92 (23.4)	≈ 0.134 (0.20)	≈ 0.134 (0.20)	≈ 0.134 (0.20)
E2-15-20-	E2i-15-20-	E2C-15-20-	<input type="checkbox"/> -0	.79 (20)	1.08 (27.4)	≈ 0.141 (0.21)	≈ 0.141 (0.21)	≈ 0.141 (0.21)
E2-15-30-	E2i-15-30-	E2C-15-30-	<input type="checkbox"/> -0	1.18 (30)	1.47 (37.4)	≈ 0.161 (0.24)	≈ 0.161 (0.24)	≈ 0.161 (0.24)
E2-15-40-	E2i-15-40-	E2C-15-40-	<input type="checkbox"/> -0	1.57 (40)	1.87 (47.4)	≈ 0.175 (0.26)	≈ 0.175 (0.26)	≈ 0.175 (0.26)
E2-15-50-	E2i-15-50-	E2C-15-50-	<input type="checkbox"/> -0	1.97 (50)	2.26 (57.4)	≈ 0.195 (0.29)	≈ 0.195 (0.29)	≈ 0.195 (0.29)

Choose from the radii below for all of the above sizes

Radius (mm) Example: E2-15-20-038-0

0=Standard color black.
For other colors see Chapter 1

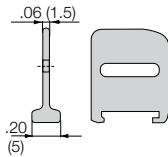
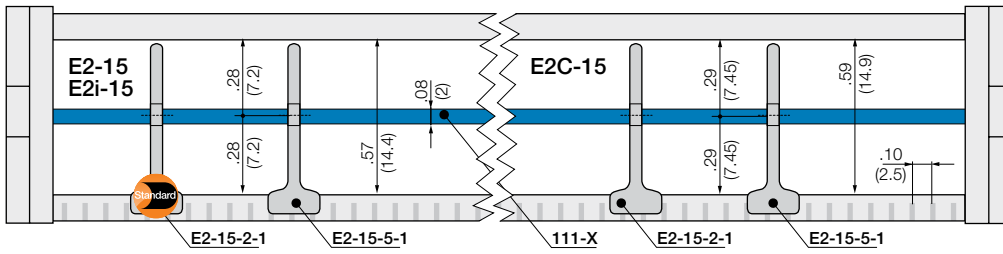
	028	038	048	075*
R	1.10 (028)	1.50 (038)	1.89 (048)	2.95 (075*)
H	2.95 (75)	3.74 (95)	4.53 (115)	6.65 (169)
D	2.68 (68)	3.07 (78)	3.46 (88)	4.53 (115)
K	5.12 (130)	6.30 (160)	7.68 (195)	11.02 (280)

*Radius 075 is only available for the E2C-15-40

e-chain system® E2 Micro
Series E2-15/E2i-15/E2C-15
Interior Separation



E2-15
E2i-15
E2C-15



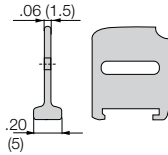
Separator

Unassembled **Part No. E2-15-2**

Assembled **Part No. E2-15-2-1**

• **Separator E2-15-2 Standard - for all applications**

For a simple vertical subdivision on e-chains®. Separators can be arranged anywhere in the Energy cross section.



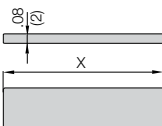
Notch separator for notch crossbar

Unassembled **Part No. E2-15-5**

Assembled **Part No. E2-15-5-1**

• **Notch separator E2-15-5 Locks safely in .10" (2.5 mm) increments**

For exact positioning in e-chains®. Recommended for side-mounted applications.



Full width shelf

Unassembled **Part No. 110-X**

Assembled **Part No. 111-X**

• **Full width shelf 110-X**

This component is used in applications with many thin cables with similar diameters.

Width X in. (mm)	Part No. Unassembled	Part No. Assembled	Width X in. (mm)	Part No. Unassembled	Part No. Assembled
.39 (010)	110-10	111-10	1.18 (030)	110-30	111-30
.51 (013)	110-13	111-13	1.57 (040)	110-40	111-40
.63 (016)	110-16	111-16	1.97 (050)	110-50	111-50
.79 (020)	110-20	111-20			

PDF: igus.com/e-chain-pdfs
Product information: igus.com/e-chains



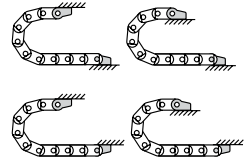
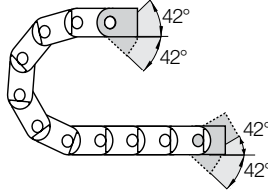


Polymer, one-piece

- One-piece mounting bracket
- Corrosion resistant
- Available preassembled
- Inner and outer attachment possible
- Available with or without strain relief tiwrap plates

Moving end

- E2-150-...-3PZ two side pivoting
- E2-150-...-5PZ one side* pivoting
- E2-150-...-1PZ locking



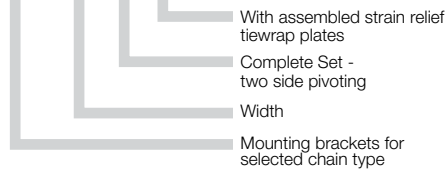
Possible installation configurations -

Fixed end

- E2-150-...-4PZ two side pivoting
- E2-150-...-6PZ one side* pivoting
- E2-150-...-2PZ locking

Part Number Structure

E2-150-	20-	34	PZ
---------	-----	----	----



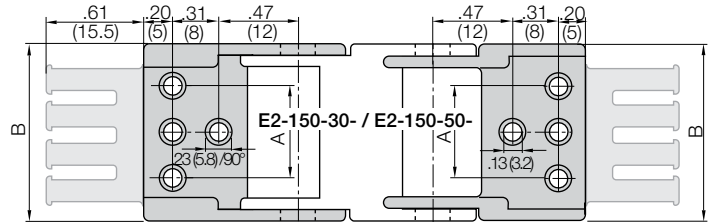
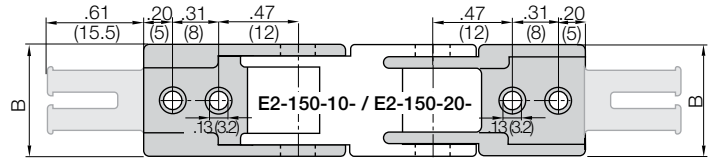
Full set, for both ends:

E2-150- [20-] [34] Full set, each part with pin/bore

Single-part order:

E2-150- [20-] [3] Mounting bracket with bore

E2-150- [20-] [4] Mounting bracket with pin



E2-150-10-12 - E2-150-20-12: Center bores only

E2-150-30-12 - E2-150-50-12: Outer bores only

Chain Width	Part No. full set with tiwrap plate two side pivoting	Part No. full set with tiwrap plate one side* pivoting	Part No. full set with tiwrap plate locking	Dimension A in. (mm)	Dimension B in. (mm)	Number of Teeth
-10	E2-150-10-34PZ	E2-150-10-56PZ	E2-150-10-12PZ	—	.70 (17.8)	1
-13	E2-150-13-34PZ	E2-150-13-56PZ	E2-150-13-12PZ	—	.82 (20.8)	1
-16	E2-150-16-34PZ	E2-150-16-56PZ	E2-150-16-12PZ	—	.94 (23.8)	2
-20	E2-150-20-34PZ	E2-150-20-56PZ	E2-150-20-12PZ	—	1.09 (27.8)	2
-30	E2-150-30-34PZ	E2-150-30-56PZ	E2-150-30-12PZ	.87 (22)	1.49 (37.8)	3
-40	E2-150-40-34PZ	E2-150-40-56PZ	E2-150-40-12PZ	1.26 (32)	1.88 (47.8)	4
-50	E2-150-50-34PZ	E2-150-50-56PZ	E2-150-50-12PZ	1.65 (42)	2.27 (57.8)	5

*One-side pivoting: Pivot angle = Bending radius.

One side pivoting only to the inner radius

Additional Accessories



Quick flange- the quick flange can be clipped-in laterally in all mounting brackets. Housing for hexagonal nut or cylinder head screws M3.

Single:

Part no. E2-150-QF

Includes mounting bracket:

Part No. E2-150-20-34PZQF

