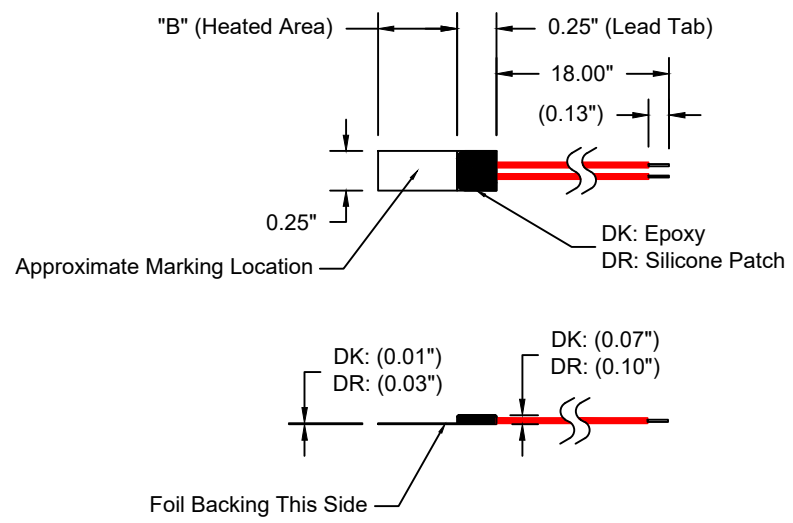


P/N	Dimension A (in)	Dimension B (in)	Wire Gauge	Operating Voltage	Power @ 2.5 W/in ²	Power @ 5 W/in ²
1000	0.25	0.25	30	1	0.16	0.31
1001	0.25	0.50	30	2	0.31	0.63
1002	0.25	0.75	28	2	0.47	0.94
1003	0.25	1.00	28	2	0.63	1.25

REV	DATE	DESCRIPTION
A	01/30/20	RELEASE

Separate Piece of 3M F9469PC PSA Supplied with Each Heater
(Same Footprint as Heater)



Part Number Breakdown

DK1000-2.5
A B C

A:
DK = Polyimide (Kapton)
DR = Silicone Rubber

B:
Size = See Charts

C:
2.5 = 2.5 W/in²
5 = 5W/in²

Marking Information:
(Ink Jet)

P/N
Date (Week/Year)

NOTES:

1. Heater Leads: MIL-W-16878/4, Red
2. All Lead Terminations Soldered
3. Foil Backing: 0.003" Aluminum
4. Max Operating Temperature: 150°C

TITLE: DK & DR Heaters

Tolerances:			SHEET: 1 OF 3
Part Dimensions: .xx = 0.02" .xxx = 0.010"	Lead Lengths: ± 0.50"	Power: -10%, +5%	UNLESS OTHERWISE SPECIFIED, ALL DIMENSIONS SHOWN ARE IN INCHES
 THIRD ANGLE PROJECTION			
ENG. BY: MVB	DATE: 01/30/20		
ENG. APP.: MB	DATE: 01/30/20		

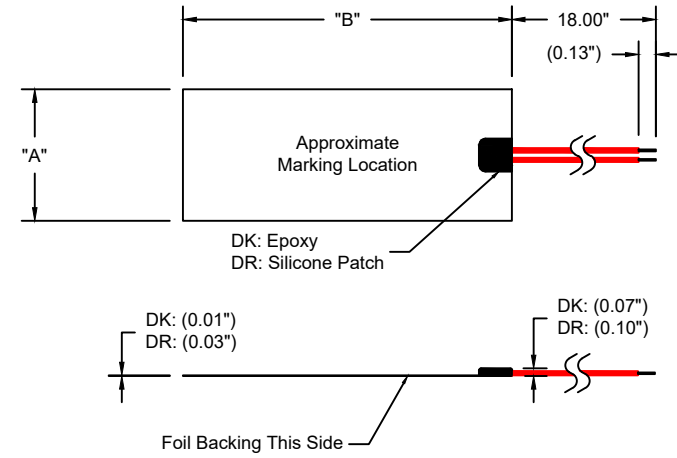
BIRK MFG, INC.
14 CAPITOL DRIVE
EAST LYME, CT 06333
(860) 739-4170

THIS DOCUMENT AND THE INFORMATION CONTAINED THEREIN IS PROPRIETARY TO BIRK MANUFACTURING AND SHALL NOT BE USED OR DISCLOSED TO OTHERS, IN WHOLE OR IN PART, WITHOUT WRITTEN AUTHORIZATION OF BIRK MANUFACTURING INC.

HIPOT:	VOLTAGE: 500	TYPE: AC	TIME: 1 SEC.
INSPECTION:	VISUAL: Z1.4 AQL 1	RESISTANCE: 100%	HIPOT: 100%

P/N	Dimension A (in)	Dimension B (in)	Wire Gauge	Operating Voltage	Power @ 2.5 W/in ²	Power @ 5 W/in ²
1004	0.5	0.5	30	2	0.63	1.25
1005	0.5	1	30	8	1.25	2.50
1006	0.5	2	30	12	2.50	5.00
1007	0.5	3	30	12	3.75	7.50
1008	0.5	5	30	12	6.25	12.50
1009	0.75	0.75	30	6	1.41	2.81
1010	0.75	2	30	12	3.75	7.50
1011	1	1	30	12	2.50	5.00
1012	1	2	30	12	5.00	10.00
1013	1	5	28	12	12.50	25.00
1014	1.5	1.5	30	12	5.63	11.25
1015	1.5	3	28	12	11.25	22.50
1016	2	2	28	12	10.00	20.00
1017	2	4	26	12	20.00	40.00
1018	2	5	28	24	25.00	50.00
1019	3	3	26	12	22.50	45.00
1020	3	6	26	24	45.00	90.00
1021	4	4	28	48	40.00	80.00
1022	4	8	28	110	80.00	160.00
1023	5	5	28	110	62.50	125.00
1024	5	10	26	110	125.00	250.00
1025	6	6	28	110	90.00	180.00
1026	6	12	26	110	180.00	360.00

REV	DATE	DESCRIPTION
A	01/30/20	RELEASE



Separate Piece of 3M F9469PC PSA Supplied with Each Heater
(Same Footprint as Heater)

NOTES:

1. Heater Leads: MIL-W-16878/4, Red
2. All Lead Terminations Soldered
3. Foil Backing: 0.003" Aluminum
4. Max Operating Temperature: 150°C

Marking Information:
(Ink Jet)

P/N
Date (Week/Year)

Part Number Breakdown

DK1000-2.5
A B C

- A:**
DK = Polyimide (Kapton)
DR = Silicone Rubber
- B:**
Size = See Charts
- C:**
2.5 = 2.5 W/in²
5 = 5W/in²

TITLE: DK & DR Heaters

Tolerances:			SHEET: 2 OF 3
Part Dimensions: .xx = 0.02" .xxx = 0.010"	Lead Lengths: ± 0.50"	Power: -10%, +5%	UNLESS OTHERWISE SPECIFIED, ALL DIMENSIONS SHOWN ARE IN INCHES
ENG. BY: MVB	DATE: 01/30/20		
ENG. APP.: MB	DATE: 01/30/20		

BIRK MFG, INC.
14 CAPITOL DRIVE
EAST LYME, CT 06333
(860) 739-4170

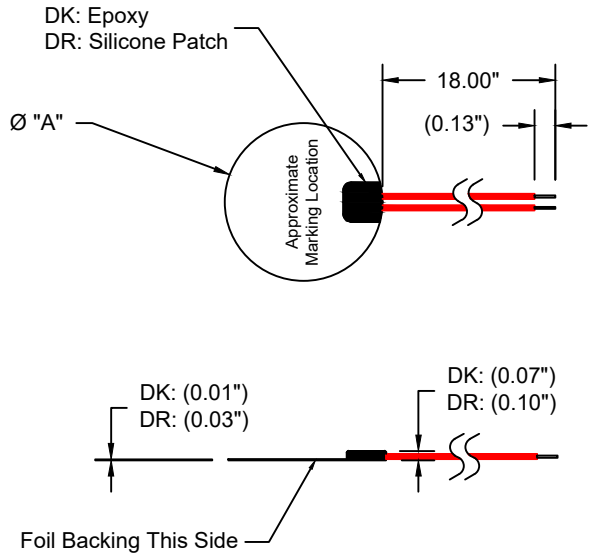
THIS DOCUMENT AND THE INFORMATION CONTAINED THEREIN IS PROPRIETARY TO BIRK MANUFACTURING AND SHALL NOT BE USED OR DISCLOSED TO OTHERS, IN WHOLE OR IN PART, WITHOUT WRITTEN AUTHORIZATION OF BIRK MANUFACTURING INC.

HIPOT:	VOLTAGE: 500	TYPE: AC	TIME: 1 SEC.
INSPECTION:	VISUAL: Z1.4 AQL 1	RESISTANCE: 100%	HIPOT: 100%

P/N	Dimension A (in)	Wire Gauge	Operating Voltage	Power @ 2.5 W/in ²	Power @ 5 W/in ²
1027	0.5	30	4	0.49	0.98
1028	1.0	30	12	1.96	3.93
1029	2.5	28	12	12.27	24.54
1030	5.0	28	48	49.09	98.17

REV	DATE	DESCRIPTION
A	01/30/20	RELEASE

Separate Piece of 3M F9469PC PSA Supplied with Each Heater
(Same Footprint as Heater)



Part Number Breakdown

DK1000-2.5
A B C

A:
DK = Polyimide (Kapton)
DR = Silicone Rubber

B:
Size = See Charts

C:
2.5 = 2.5 W/in²
5 = 5W/in²

Marking Information:
(Ink Jet)

P/N
Date (Week/Year)

NOTES:

1. Heater Leads: MIL-W-16878/4, Red
2. All Lead Terminations Soldered
3. Foil Backing: 0.003" Aluminum
4. Max Operating Temperature: 150°C

TITLE: DK & DR Heaters

Tolerances:			SHEET: 1 OF 3
Part Dimensions: .xx = 0.02" .xxx = 0.010"	Lead Lengths: ± 0.50"	Power: -10%, +5%	UNLESS OTHERWISE SPECIFIED, ALL DIMENSIONS SHOWN ARE IN INCHES
 THIRD ANGLE PROJECTION			
ENG. BY: MVB	DATE: 01/30/20		
ENG. APP.: MB	DATE: 01/30/20		

BIRK MFG, INC.
14 CAPITOL DRIVE
EAST LYME, CT 06333
(860) 739-4170

THIS DOCUMENT AND THE INFORMATION CONTAINED THEREIN IS PROPRIETARY TO BIRK MANUFACTURING AND SHALL NOT BE USED OR DISCLOSED TO OTHERS, IN WHOLE OR IN PART, WITHOUT WRITTEN AUTHORIZATION OF BIRK MANUFACTURING INC.

HIPOT:	VOLTAGE: 500	TYPE: AC	TIME: 1 SEC.
INSPECTION:	VISUAL: Z1.4 AQL 1	RESISTANCE: 100%	HIPOT: 100%