


INDICATORS • SPEAKERS • SOUND TRANSDUCERS • ENCLOSURES • MICROPHONES • BATTERY ACCESSORIES

CT05E-04S310-1

Former P/N: CT05ES-04310-1

Rev. 4-2020
RoHS3 & REACH
Electromagnetic Sound Transducers



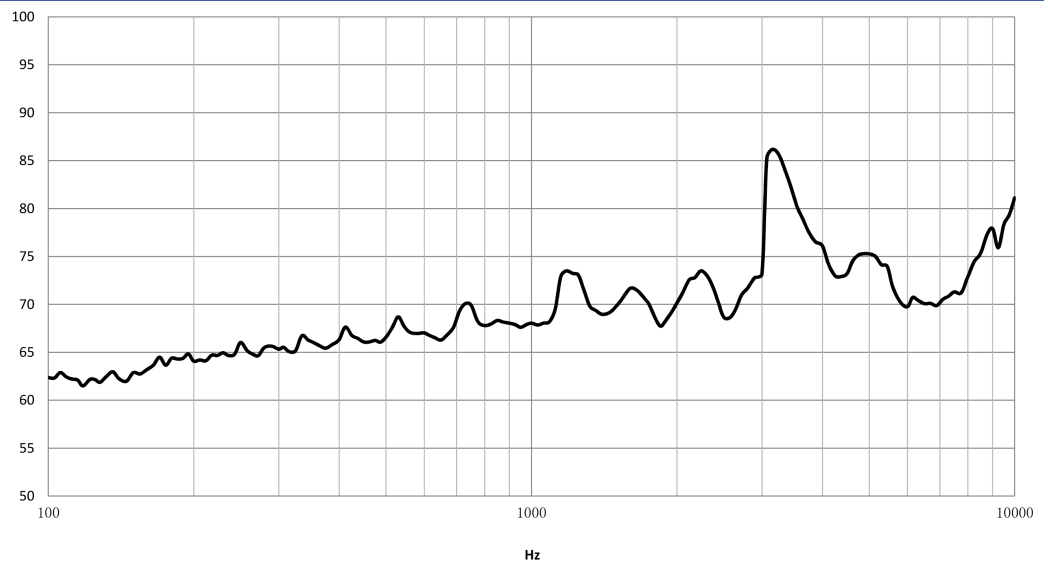
Operating Characteristics

ELECTRICAL

| | |
|------------------------|-----------------|
| Rated Voltage | 3.0 Vo-p |
| Operating Voltage | 2.5 to 4.5 Vo-p |
| Coil Resistance | 10 ± 1.5 Ω |
| Max Current at V Rated | 120 mA |

ACOUSTIC

| | |
|--------------------|---------------|
| Min SPL at V Rated | 80 dB |
| Test Conditions | 10 cm |
| f _o | 3100 ± 500 Hz |



Physical Characteristics

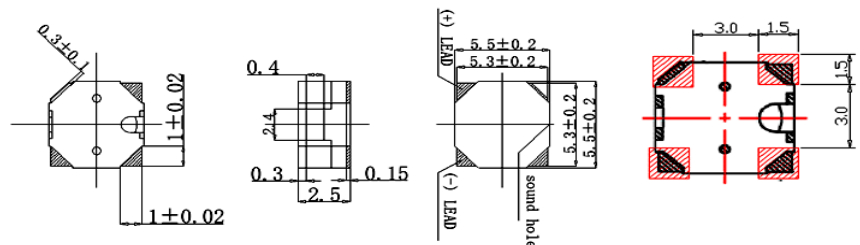
MATERIAL

| | |
|------------|-------------|
| Housing | LCP |
| Diaphragm | Iron |
| Solder Pad | DSn (Brass) |

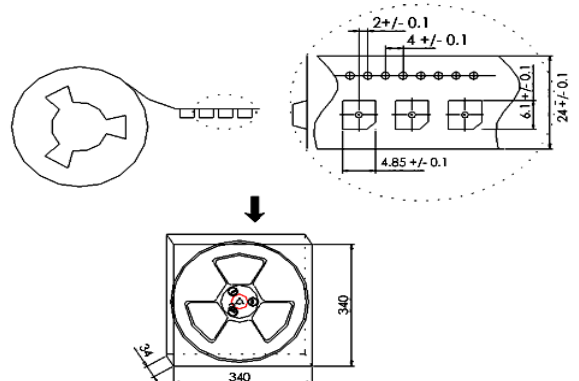
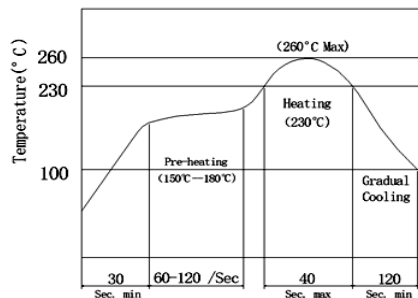
TEMPERATURE RANGES

| | |
|-----------|---------------|
| Operating | -40 to +85 °C |
| Storage | -40 to +85 °C |

| | |
|--------|-------|
| Weight | 0.3 g |
|--------|-------|



Tol: ±0.5 unless specified otherwise



All Measurements are mm unless noted otherwise.

| Revision | Description | By | Date |
|----------|--|----|------------|
| 3-2020 | Updated Mechanical Drawing | SP | 2020-08-18 |
| 4-2020 | Updated Mechanical Drawing - added default tol. +/- 0.5 mm, default resonant freq. tol. +/- 500 Hz | WS | 2020-09-08 |

Warranty: For a period of one (1) year from date of shipping under normal operations conditions This warranty does not apply to products damaged through misuse, abuse, improper installation, alteration, rework, or attempt to repair.

The information contained herein is believed to be correct, but no guarantee or warranty, express or implied, with respect to accuracy, completeness or results is extended and no liability is assumed. Challenge Electronics reserves the right to make changes in any specification, data or material contained herein.