

WE-SECF

SMD EMI Contact Finger



Automated placement of EMI grounding

Characteristics

- Material: Copper Beryllium (CuBe) gold-plated (AU)
- Corrosion resistant
- Wear resistant
- High temperatures and mechanical weight have no influence on the excellent connection properties
- Reliable solderability
- Tape & reel packaging
- Perfectly suited for automated placement
- Different types and sizes available

Applications

- Contact between PCB's ground and housing
- Low impedance RF connection between PCBs and/or PCB and metal case

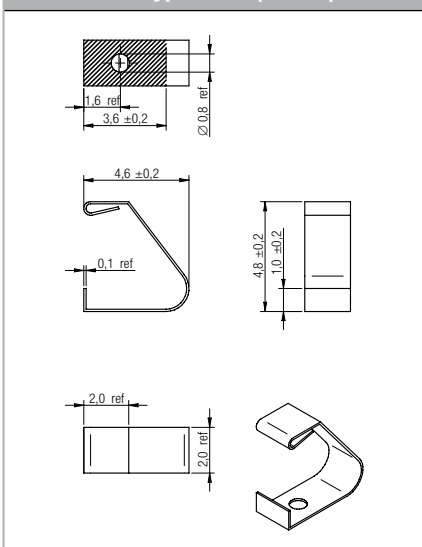
QR-Code



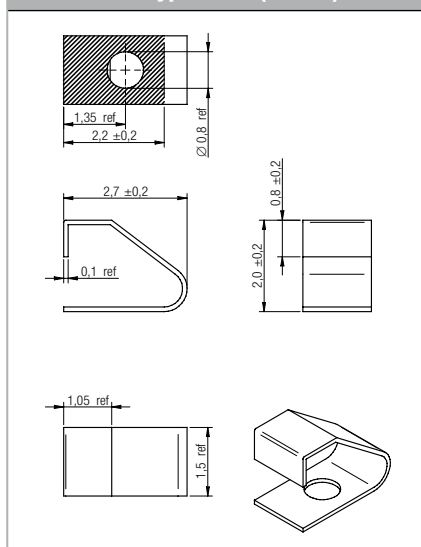
Mechanical properties

Order Code	Type	Length (mm)	Width (mm)	Height (mm)	Qty.
331 011 452 048	0148	4.60	2.00	4.80	1500
331 031 271 520	0315	2.70	1.50	2.00	3500
331 031 321 515	0320	3.20	1.50	1.50	4500
331 041 402 053	0453	4.10	2.00	5.30	1500
331 051 472 057	0557	4.70	2.00	5.70	1500
331 061 603 010	0610	6.00	3.00	10.00	500
331 081 302 025	0825	3.00	2.00	2.50	5500
331 141 352 540	1440	3.50	2.50	4.00	2000
331 151 702 562	1562	7.15	2.50	6.20	1200
331 161 452 070	1670	4.50	2.00	7.00	1000
331 161 702 513	1613	7.00	2.50	13.00	200
331 171 302 030	1730	3.15	2.00	3.00	2500
331 171 302 035	1735	3.00	2.00	3.50	2000
331 211 503 040	2140	5.00	3.00	4.00	2000
331 221 602 040	2240	6.00	2.00	4.00	1800

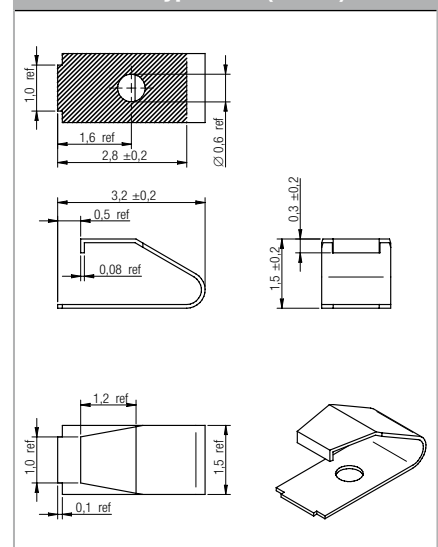
Dimensions type 0148 (in mm)



Dimensions type 0315 (in mm)



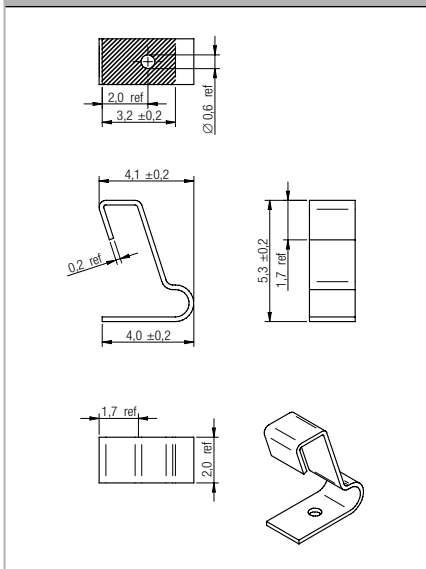
Dimensions type 0320 (in mm)



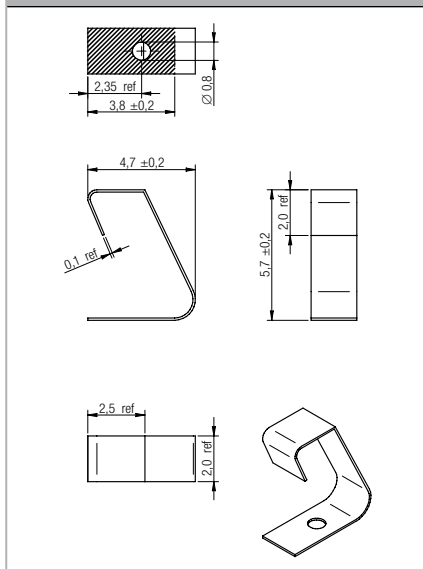
WE-SECF

SMD EMI Contact Finger

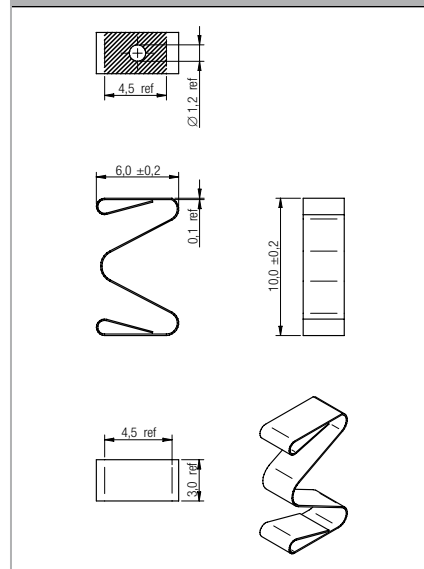
Dimensions type 0453 (in mm)



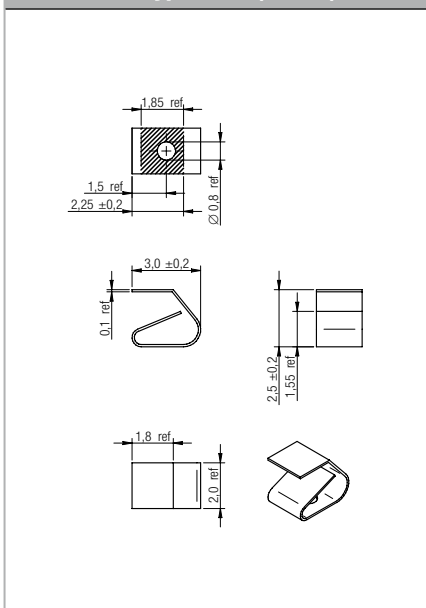
Dimensions type 0557 (in mm)



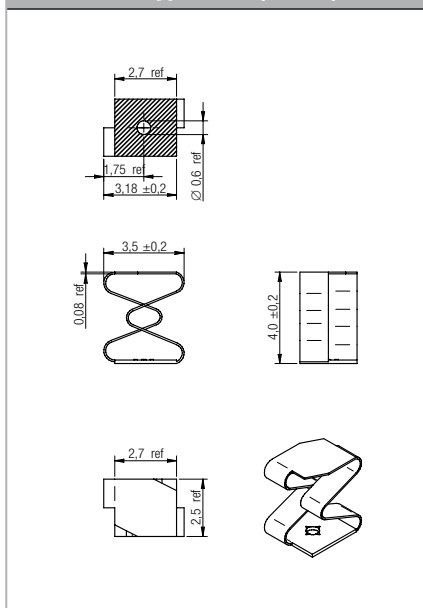
Dimensions type 0610 (in mm)



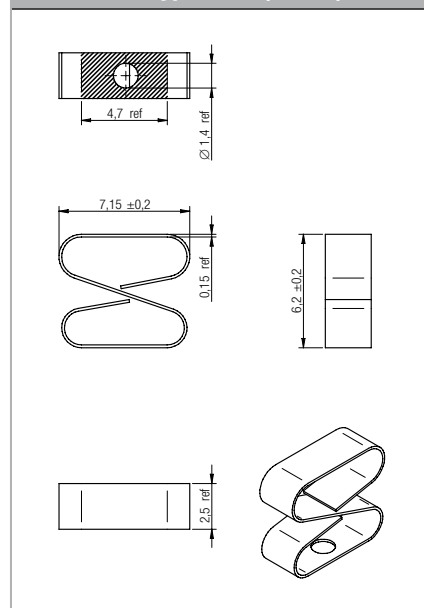
Dimensions type 0825 (in mm)



Dimensions type 1440 (in mm)

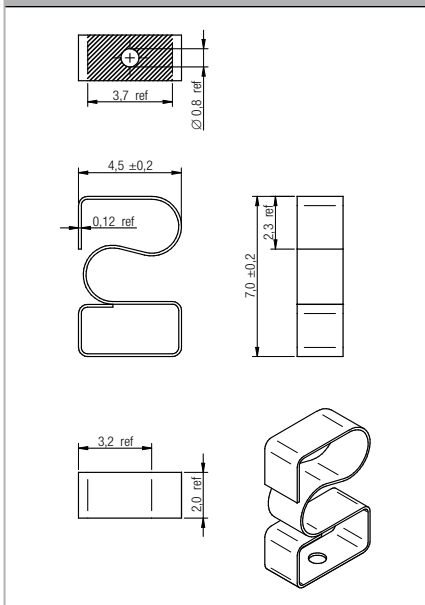


Dimensions type 1562 (in mm)

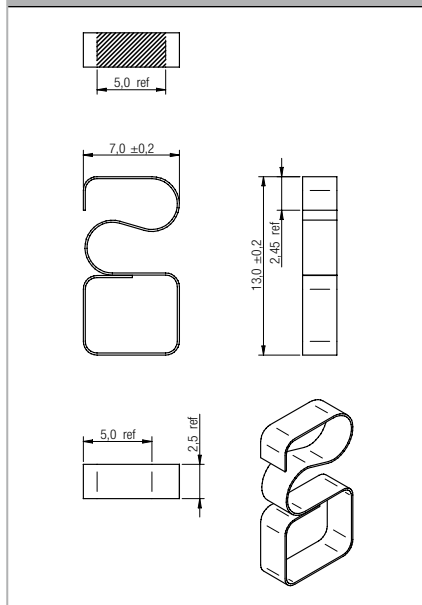


WE-SECF SMD EMI Contact Finger

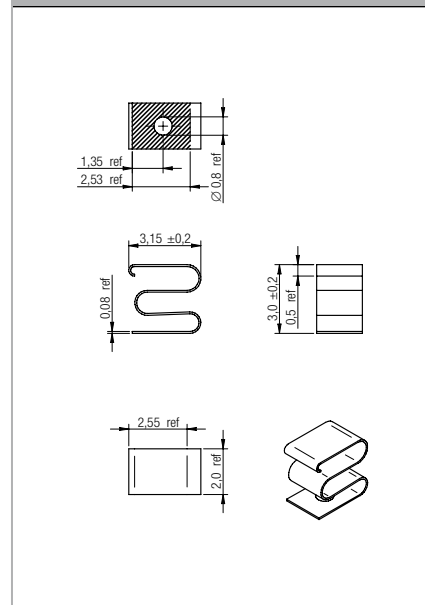
Dimensions type 1670 (in mm)



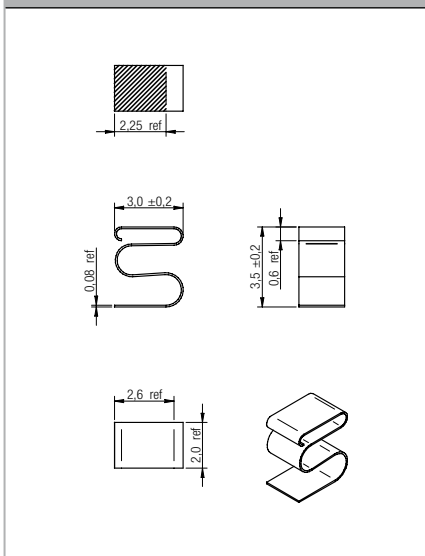
Dimensions type 1613 (in mm)



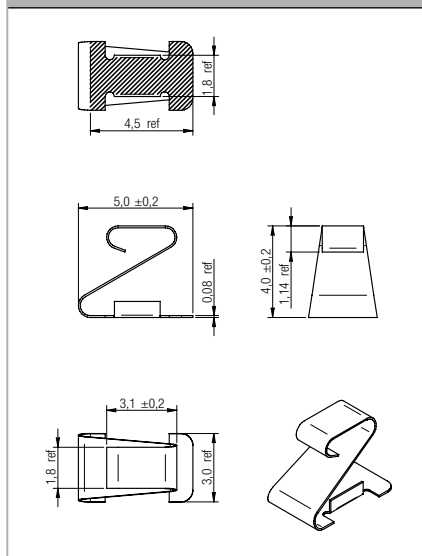
Dimensions type 1730 (in mm)



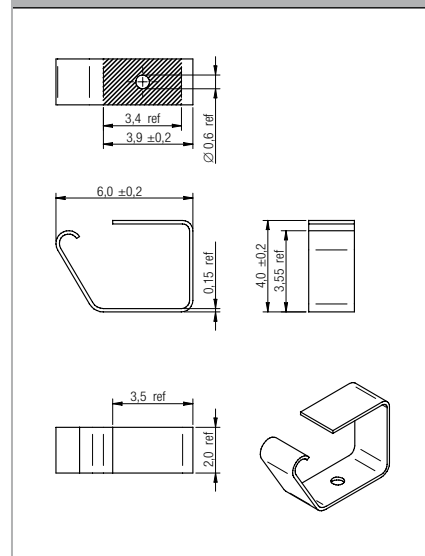
Dimensions type 1735 (in mm)



Dimensions type 2140 (in mm)



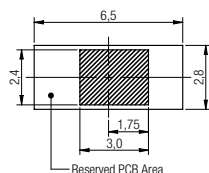
Dimensions type 2240 (in mm)



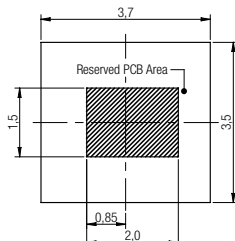
WE-SECF

SMD EMI Contact Finger

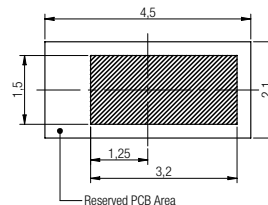
Land pattern type 0148 (in mm)



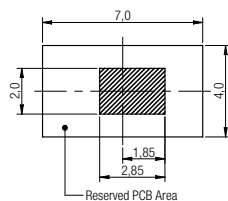
Land pattern type 0315 (in mm)



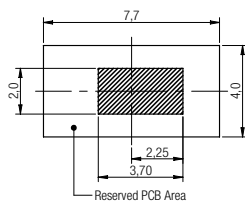
Land pattern type 0320 (in mm)



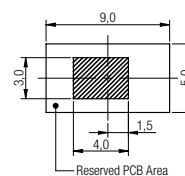
Land pattern type 0453 (in mm)



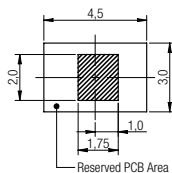
Land pattern type 0557 (in mm)



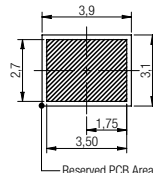
Land pattern type 0610 (in mm)



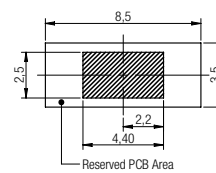
Land pattern type 0825 (in mm)



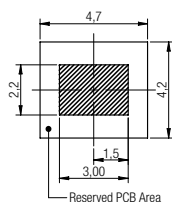
Land pattern type 1440 (in mm)



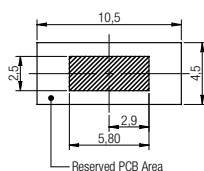
Land pattern type 1562 (in mm)



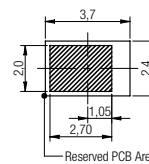
Land pattern type 1670 (in mm)



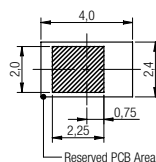
Land pattern type 1613 (in mm)



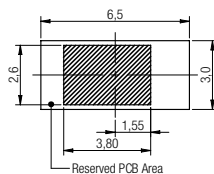
Land pattern type 1730 (in mm)



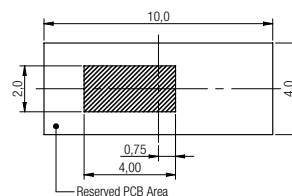
Land pattern type 1735 (in mm)



Land pattern type 2140 (in mm)



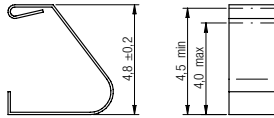
Land pattern type 2240 (in mm)



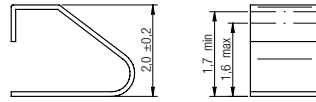
WE-SECF

SMD EMI Contact Finger

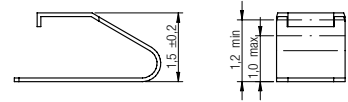
Rec. compression type 0148 (in mm)



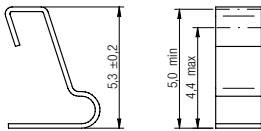
Rec. compression type 0315 (in mm)



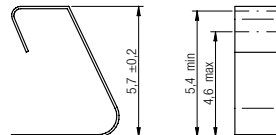
Rec. compression type 0320 (in mm)



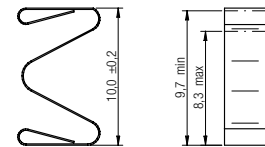
Rec. compression type 0453 (in mm)



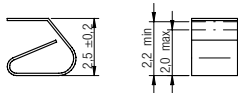
Rec. compression type 0557 (in mm)



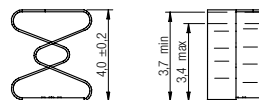
Rec. compression type 0610 (in mm)



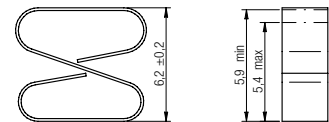
Rec. compression type 0825 (in mm)



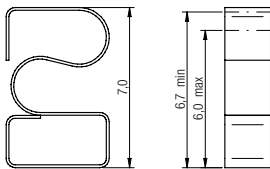
Rec. compression type 1440 (in mm)



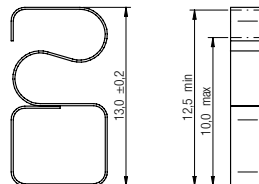
Rec. compression type 1562 (in mm)



Rec. compression type 1670 (in mm)



Rec. compression type 1613 (in mm)



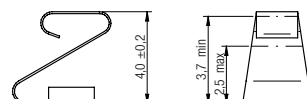
Rec. compression type 1730 (in mm)



Rec. compression type 1735 (in mm)



Rec. compression type 2140 (in mm)



Rec. compression type 2240 (in mm)

