


technical information

HD Flex™ Fiber Optic Cassettes offer a wide array of deployment options to support both Ethernet and Fibre Channel networks. Cassette types are available with 1 MPO to 6 duplex LC connectors, (6-port) 1 MPO, 2 MPO, and 3 MPO to 12 duplex LC connectors (12-port), 1 MPO to 4 duplex LC connectors for breaking out parallel optics applications (4-port), and 6-port duplex LC cassettes for splice terminations. 6-port MPO and duplex LC fiber adapter panels (FAP) are also available. All LC connectors contain integral shutters to help prevent contamination.



application

Allows system designers to tailor configuration, reach and breakout construction to application requirements; to minimize waste, optimize cable management, speed deployment, and improve flexibility and manageability for lower installation costs.

construction

Fiber types:

Multimode: OM3 50/125µm
OM4 50/125µm
Singlemode: OS2 9/125µm

Front connectivity:

Multimode: LC Duplex Adapters (Shuttered)
MPO Adapters (Key-up to Key-up,
Key-up to Key-down)
Singlemode: LC Duplex Adapters (Shuttered)
MPO Adapters (Key-up to Key-down)

Rear connectivity:

Multimode: MPO Adapter with MPO male connector
MPO Adapters (Key-up to Key-up
Method B, Key-up to Key-down Method A)
12-fiber for splicing (ribbon, 250µm)
Singlemode: MPO Adapter with MPO male connector
MPO Adapters (Key-up to Key-down
Method A) 12-fiber for splicing (ribbon, 250µm)

performance properties

Insertion loss:

Multimode:
Optimized Cassette and Breakout Cassette: 0.5 dB
Ultra Low Loss Cassette and Breakout Cassette: 0.35 dB
Optimized Loss Splice Cassette: 0.15 dB plus splice loss
Ultra Low Loss Splice Cassette: 0.10 dB plus splice loss
Singlemode:
Standard (1) 24F MPO cassette 1.2 dB
Standard Cassette and Breakout Cassette: 0.75 dB
Standard Loss Splice Cassette: 0.35 dB plus splice loss

Return loss:

Per fiber: >26dB (OM3/OM4)
>55dB (OS1/OS2)

Connector durability:

Connectors meet TIA/EIA-568C.3 A.4.9 Durability:
500 mating cycles

Fiber count: 8, 12 and 24

Split sleeve material: Zirconia ceramic

environmental properties

Operating temperature: 0°C to +70°C
(32°F to 158°F)

Storage and shipping temperature: -40°C to +70°C
(-40°F to 158°F)

Installation temperature: 0°C to +60°C
(32°F to 140°F)

standards

Meets or exceeds: ISO/IEC 11801, ANSI/TIA-568-C.3,
TIA-604-5 (FOCIS-5), TIA-604-10 (FOCIS-10),
RoHS Compliant

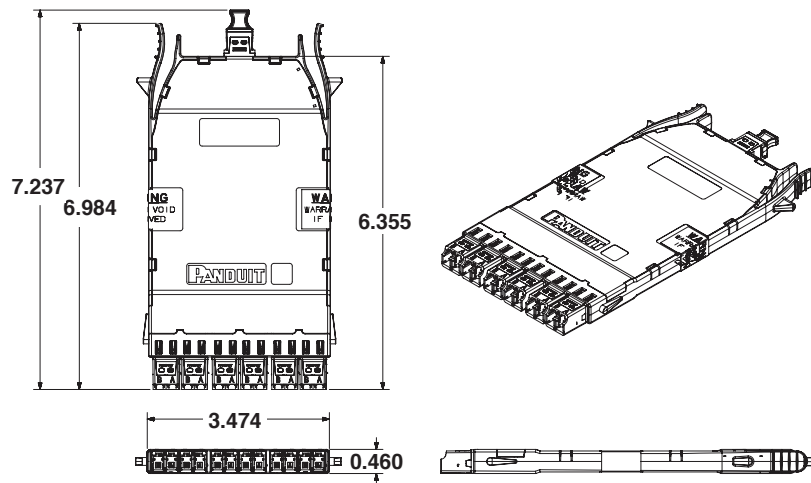
HD Flex™ Fiber Optic Cassettes

Description	Part Number		
	6-port, 12-fiber (1 MPO)	12-port, 24-fiber (2 MPOs)	12-port, 24-fiber (1 MPO)
HD Flex™ Cassettes - Duplex LC			
OM4 Fiber/Optimized Loss (0.50 dB)			
Method A Polarity	FHCZO-12-10AS	FHCZO-24-10AS	–
Modified Method A Polarity (Pair flipped)	FHCZO-12-10AF	FHCZO-24-10AF	FHCZO-24F-10A
Method B Polarity	FHCZO-12-10BN	FHCZO-24-10BN	–
Universal Polarity	FHCZO-12-10U	FHCZO-24-10U	–
OM4 / OM4+ Fiber/Ultra Low Loss (0.35 dB), *= Z for OM4, * = S for OM4+ Signature Core			
Method A Polarity	FHC*A-12-10AS	FHC*A-24-10AS	–
Modified Method A Polarity (Pair flipped)	FHC*A-12-10AF	FHC*A-24-10AF	–
Method B Polarity	FHC*A-12-10BN	FHC*A-24-10BN	–
Universal Polarity	FHC*A-12-10U	FHC*A-24-10U	–
OM3 Fiber/Optimized Loss (0.50 dB)			
Method A Polarity	FHCXO-12-10AS	FHCXO-24-10AS	–
Modified Method A Polarity (Pair flipped)	FHCXO-12-10AF	FHCXO-24-10AF	FHCXO-24F-10A
Method B Polarity	FHCXO-12-10BN	FHCXO-24-10BN	–
Universal Polarity	FHCXO-12-10U	FHCXO-24-10U	–
OS2 Fiber/Standard Loss (0.75 dB)			
Method A Polarity	FHC9N-12-10AS	FHC9N-24-10AS	–
Modified Method A Polarity (Pair flipped)	FHC9N-12-10AF	FHC9N-24-10AF	FHC9N-24F-10A
Universal Polarity	FHC9N-12-10U	FHC9N-24-10U	–
HD Flex™ LC Splice Cassettes			
OM4 Fiber/Optimized Loss (0.15 dB)			
Pre-loaded with 12 pigtails (250µm) and 12 splice sleeves	FHSZO-12-10P		
Pre-loaded with 12-fiber ribbon pigtail and 1 ribbon fiber splice sleeve	FHSZO-12-10R		
OM4 Fiber/Ultra Low Loss (0.10 dB)			
Pre-loaded with 12 pigtails (250µm) and 12 splice sleeves	FHSZA-12-10P		
Pre-loaded with 12-fiber ribbon pigtail and 1 ribbon fiber splice sleeve	FHSZA-12-10R		
OM3 Fiber/Optimized Loss (0.15 dB)			
Pre-loaded with 12 pigtails (250µm) and 12 splice sleeves	FHSXO-12-10P		
Pre-loaded with 12-fiber ribbon pigtail and 1 ribbon fiber splice sleeve	FHSXO-12-10R		
OS2 Fiber/Standard Loss (0.35 dB)			
Pre-loaded with 12 pigtails (250µm) and 12 splice sleeves	FHS9N-12-10P		
Pre-loaded with 12-fiber ribbon pigtail and 1 ribbon fiber splice sleeve	FHS9N-12-10R		
HD Flex™ LC and MPO Fiber Adapter Panels			
LC Fiber Adapter Panels			
6 LC Duplex Multimode Adapters in Aqua with Zirconia sleeves	FHSXN-12-10N		
6 LC Duplex Singlemode Adapters in Blue with Zirconia sleeves	FHS9N-12-10N		
MPO Fiber Adapter Panels			
6 MPO Type A Adapters (Key-Up to Key-Down) in Black	FHMP-6-ABL		
6 MPO Type B Adapters (Key-Up to Key-Up) in Charcoal Gray	FHMP-6-BCG		
6 MPO Type A Adapters (Key-Up to Key-Down) in Red	FHMP-6-ARD		
HD Flex™ Breakout Cassettes			
OM4 Fiber/Optimized Loss (0.50 dB)			
Method B Polarity*	FHC3ZO-08H-10B	FHC3ZO-08-10BN	FHC3ZO-24H-10B
OM4 Fiber/Ultra Low Loss (0.35 dB)			
Method B Polarity*	FHC3ZA-08H-10B	FHC3ZA-08-10BN	FHC3ZA-24H-10B
OM3 Fiber/Optimized Loss (0.50 dB)			
Method B Polarity*	FHC3XO-08H-10B	FHC3XO-08-10BN	FHC3XO-24H-10B
OS2 Fiber/Standard Loss (0.75 dB)			
Method A Polarity	FHC39N-08H-10A	FHC39N-08-10AN	FHC39N-24H-10A

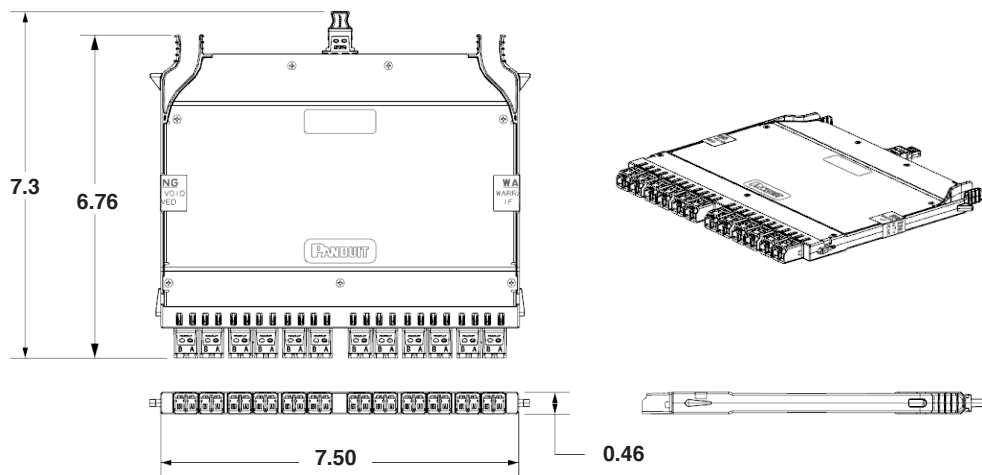
* Change "B" to "A" in part numbers for Method A.

HD Flex™ Fiber Optic Cassettes

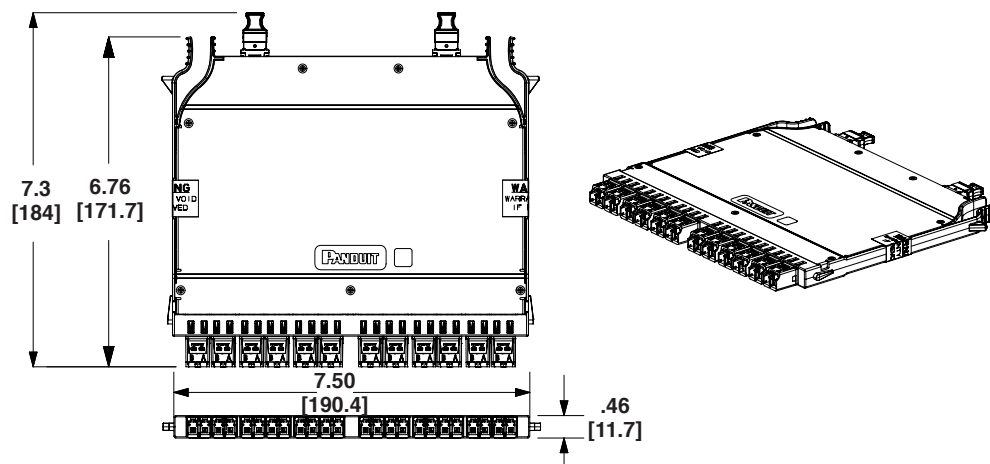
6-port Duplex LC to MPO Cassette



12-port Duplex LC to MPO Cassette

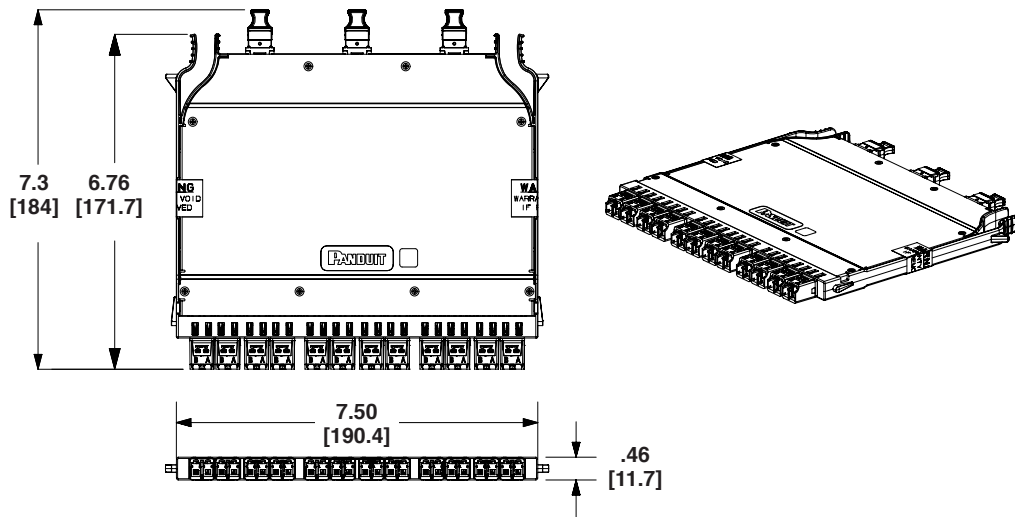


12-Port Duplex LC to (2) 12-Fiber MPO Cassette

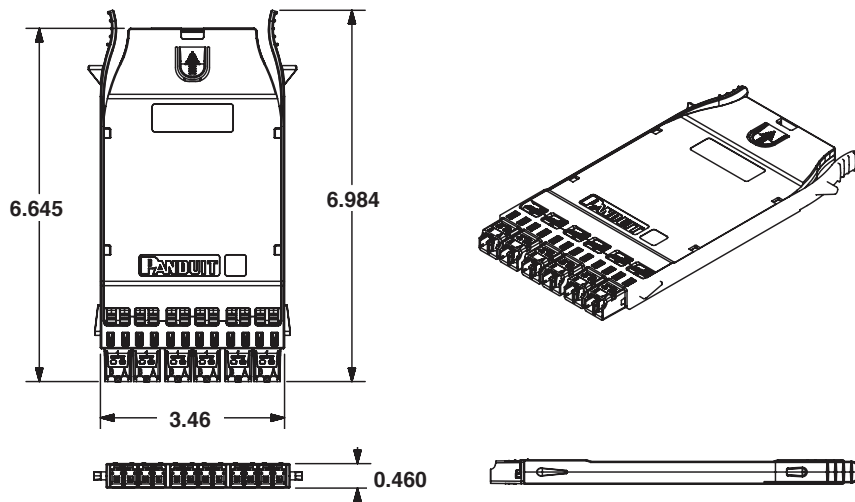


HD Flex™ Fiber Optic Cassettes

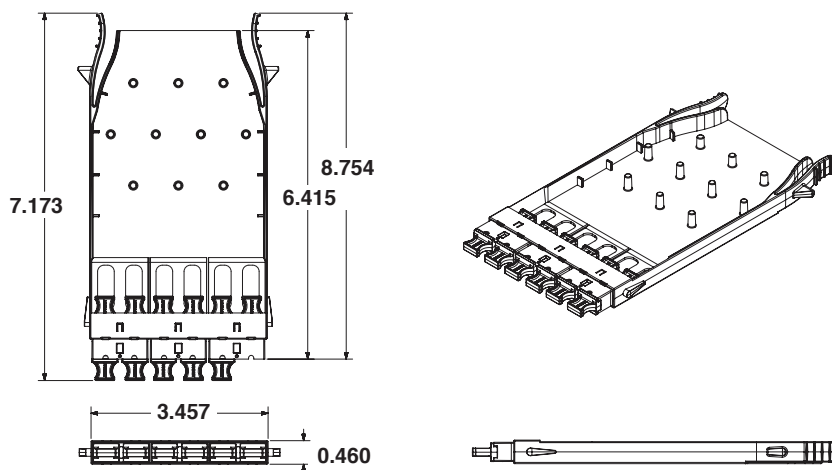
4 to 1 Conversion Cassette, (3) 8-Fiber MPO to (12) Duplex LC



6-port Duplex LC Splice Cassette/Fiber Adapter Panel

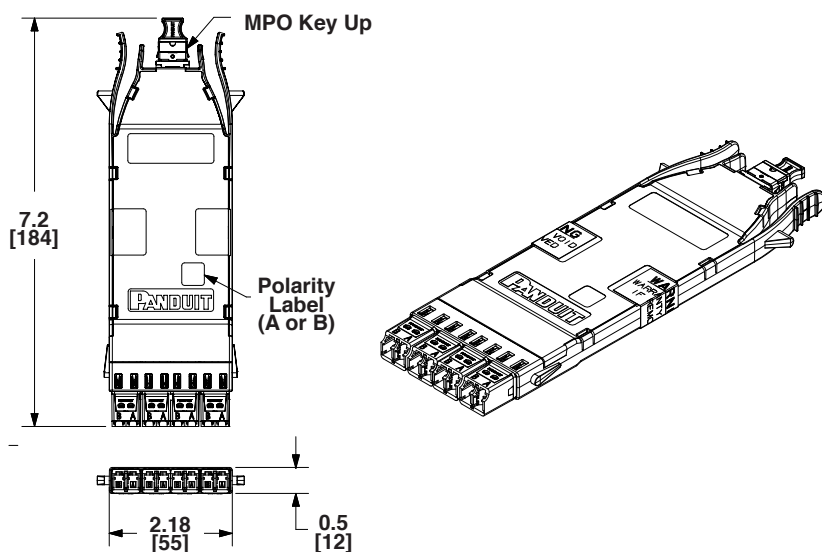


6-port MPO Fiber Adapter Panel



HD Flex™ Fiber Optic Cassettes

4-Port 4-to-1 Conversion Cassette



WORLDWIDE SUBSIDIARIES AND SALES OFFICES

PANDUIT US/CANADA
Phone: 800.777.3300

PANDUIT EUROPE LTD.
London, UK
cs-emea@panduit.com
Phone: 44.20.8601.7200

PANDUIT SINGAPORE PTE. LTD.
Republic of Singapore
cs-ap@panduit.com
Phone: 65.6305.7575

PANDUIT JAPAN
Tokyo, Japan
cs-japan@panduit.com
Phone: 81.3.6863.6000

PANDUIT LATIN AMERICA
Guadalajara, Mexico
cs-la@panduit.com
Phone: 52.33.3777.6000

PANDUIT AUSTRALIA PTY. LTD.
Victoria, Australia
cs-aus@panduit.com
Phone: 61.3.9794.9020

For a copy of Panduit product warranties, log on to www.panduit.com/warranty

For more information

Visit us at www.panduit.com

Contact Customer Service by email: cs@panduit.com
or by phone: 800-777-3300

PANDUIT®

©2018 Panduit Corp.
ALL RIGHTS RESERVED.
FBSP96--WW-ENG
4/2018