

INTRODUCTION:

Adam Tech Dual Port D-Sub connectors are a popular space saving interface for many I/O applications. Offered in 9, 15, 25, 37 and 50 positions they are a good choice for a low cost industry standard connection and are ideal for PCB space saving applications. These connectors are manufactured with precision stamped contacts and are available in a number of connector combinations including same and mixed gender, mixed density and mixed interface. Options include a choice of contact plating and a variety of mating, mounting and grounding options.

FEATURES:

- Stacked space saving design
- Industry standard compatibility
- Durable metal shell design
- Precision formed contacts
- Variety of Mating and mounting options

MATING CONNECTORS:

Adam Tech D-Subminiatures and all industry standard D-Subminiature connectors.

SPECIFICATIONS:

Material:

Insulator: PBT, 30% glass reinforced, rated UL94V-0
 Insulator Color: Black
 Contacts: Phosphor Bronze
 Shell: Steel, Tin or Zinc plated
 Hardware: Brass, Nickel plated

Contact Plating:

Gold over Nickel underplate on contact area.

Electrical:

Operating voltage: 250V AC / DC max.
 Current rating: 5 Amps max.
 Contact resistance: 20 mΩ max. initial
 Insulation resistance: 5000 MΩ min.
 Dielectric withstanding voltage: 1000V AC for 1 minute

Mechanical:

Insertion force: 0.75 lbs max
 Extraction force: 0.44 lbs min

Temperature Rating:

Operating temperature: -55°C to +105°C

PACKAGING:

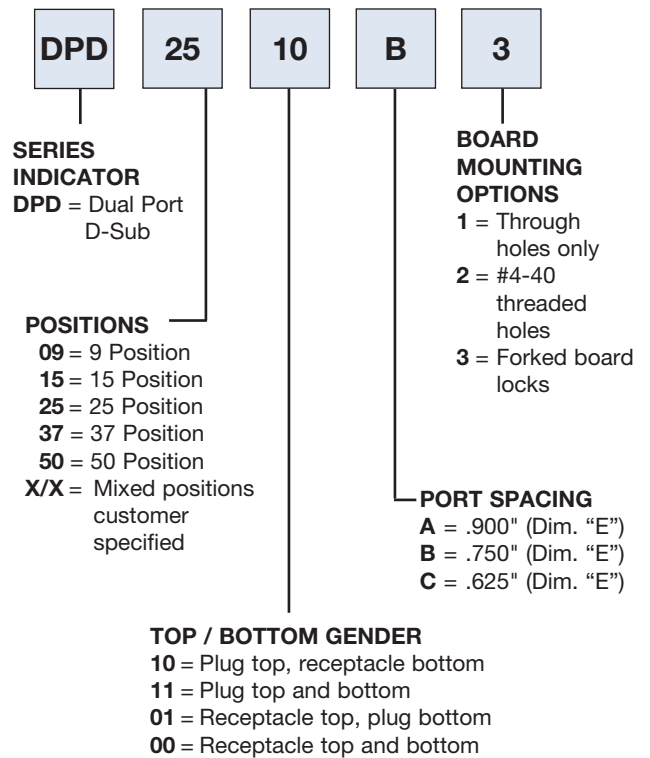
Anti-ESD plastic trays

APPROVALS AND CERTIFICATIONS:

UL Recognized File no. E224053



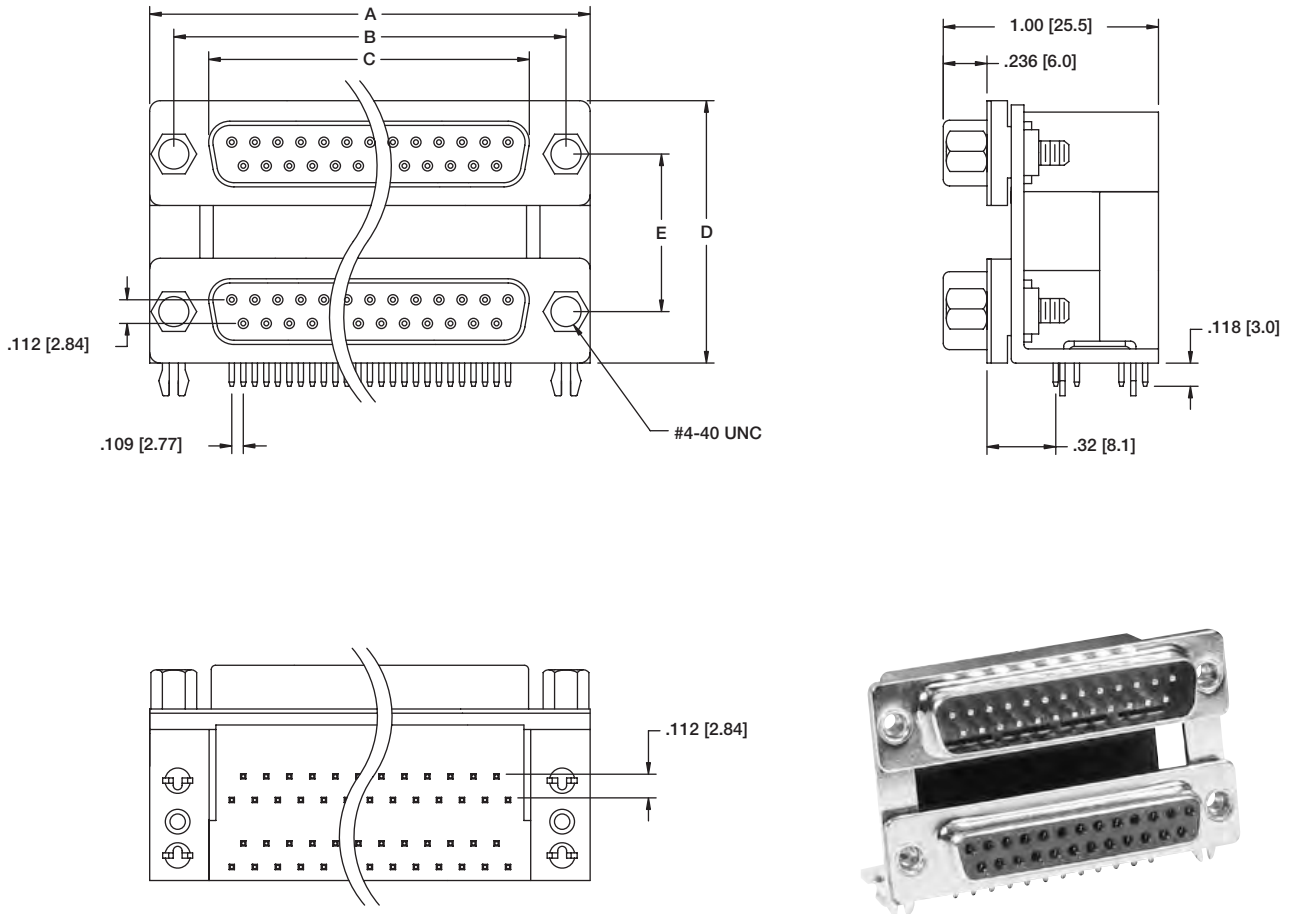
ORDERING INFORMATION



OPTIONS:

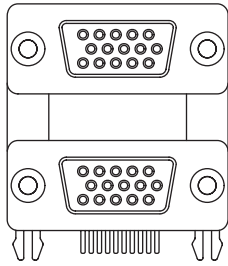
Add designator(s) to end of part number
 15 = 15 μin gold plating in contact area
 30 = 30 μin gold plating in contact area
 JS = #4-40 Jackscrews installed
 R = Rear boardlocks only

DUAL PORT, RIGHT ANGLE

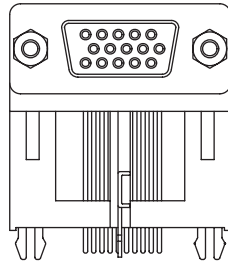


Unit: Inch [mm]

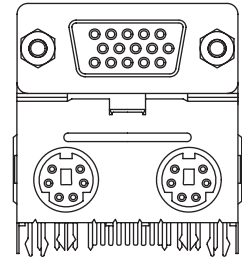
Positions	PLUG	SOCKET	DIMENSIONS			
	A	A	B	C	D	E
9	.666 [16.92]	.643 [16.33]	.984 [24.99]	1.213 [30.81]	PORT HEIGHTS 1.119 [28.42] 1.244 [31.60] 1.394 [35.41]	PORT TO PORT CENTERLINE .900 [22.86] .750 [19.05] .625 [15.88]
15	.994 [25.25]	.971 [24.66]	1.312 [33.32]	1.541 [39.14]		
25	1.534 [38.96]	1.511 [38.38]	1.852 [47.04]	2.088 [53.04]		
37	2.182 [55.43]	2.159 [54.84]	2.500 [63.50]	2.729 [69.32]		
50	2.079 [52.81]	2.064 [52.43]	2.406 [61.11]	2.637 [67.00]		



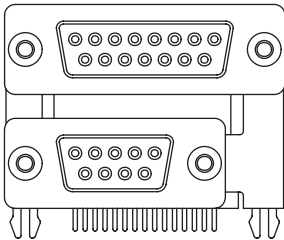
15P HD D-Sub over 15P HD D-Sub



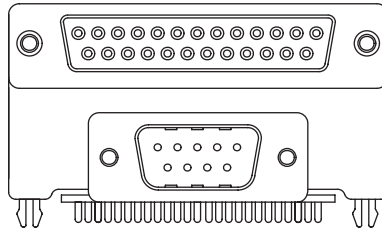
15P HD D-Sub Elevated



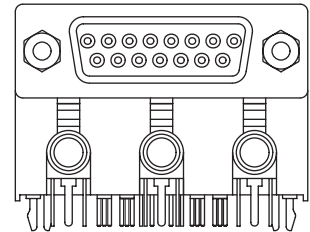
15P HD D-Sub over Dual Mini DINs



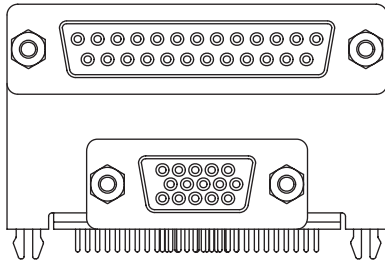
15P D-Sub over 9P D-Sub



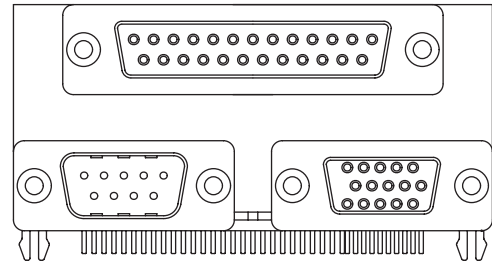
25P D-Sub over 9P D-Sub



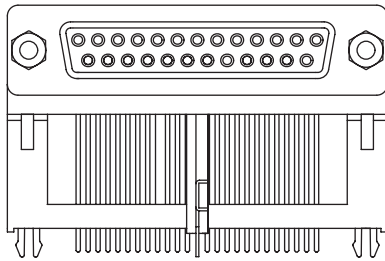
15P D-Sub over Ganged Stereo Jacks



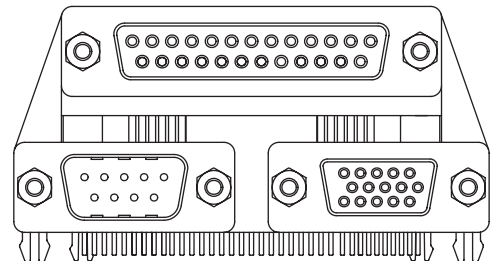
25P D-Sub over HD 15P D-Sub



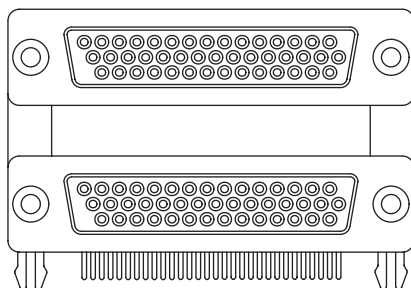
25P D-Sub over 9P D-Sub & HD 15P D-Sub



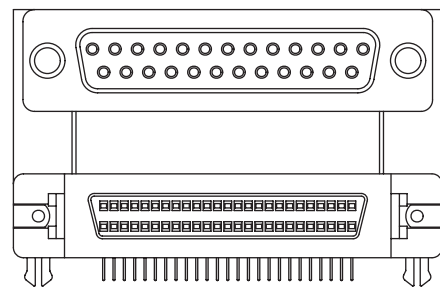
25P D-Sub Elevated



25P D-Sub over 9P D-Sub & HD 15P D-Sub



44P HD D-Sub over 44P HD D-Sub



25P D-Sub over 50P SCSI II