

Surge protection device - TTC-6-GDT-D-60AC-UT-I - 2906846

Please be informed that the data shown in this PDF Document is generated from our Online Catalog. Please find the complete data in the user's documentation. Our General Terms of Use for Downloads are valid (<http://phoenixcontact.com/download>)



Coarse surge protection with integrated status indicator for a 2-wire floating signal circuit.


The figure shows the version with 24 V AC

Why buy this product

- ✓ Space-saving installation due to the narrow overall width of 6.2 mm
- ✓ Signaling without additional auxiliary power, thanks to the mechanical status indicator
- ✓ Optional remote signaling module monitors up to 40 items, without additional wiring
- ✓ Safe behavior in the event of overload, thanks to the integrated disconnect device
- ✓ Coarse surge protection by means of gas discharge tube



Key Commercial Data

Packing unit	1
GTIN	 4 055626 137025
GTIN	4055626137025
Custom tariff number	85363010

Technical data

Dimensions

Height	92 mm
	92 mm
Width	6.2 mm
Depth	69.5 mm

Surge protection device - TTC-6-GDT-D-60AC-UT-I - 2906846

Technical data

Ambient conditions

Ambient temperature (operation)	-40 °C ... 85 °C
Ambient temperature (storage/transport)	-40 °C ... 85 °C
Degree of protection	IP20 (with end cover)

General

Housing material	PBT
Flammability rating according to UL 94	V-0
Color	traffic grey A RAL 7042
Mounting type	DIN rail: 35 mm
Design	Rail-mountable module, one-piece
Direction of action	Line-Earth Ground

Protective circuit

IEC test classification	C1
	C2
	C3
	D1
Nominal voltage U_N	60 V AC
Maximum continuous voltage U_C	75 V AC
Rated current	2 A (60°C)
Operating effective current I_C at U_C	$\leq 1 \mu A$
Nominal discharge current I_n (8/20) μs (core-GND)	5 kA
Pulse discharge current I_{imp} (10/350) μs (core-GND)	0.5 kA
Voltage protection level U_p (core-GND)	$\leq 800 V$ (C1 - 2 kV)
	$\leq 1 kV$ (C2 - 10 kV)
	$\leq 800 V$ (C3 - 25 A)
	$\leq 900 V$ (C3 - 100 A)
Response time t_A (core-earth)	$\leq 100 ns$
Input attenuation aE , asym.	typ. 0.3 dB ($\leq 8 MHz / 150 \Omega$)
	typ. 0.3 dB ($\leq 30 MHz / 50 \Omega$)
Cut-off frequency f_g (3 dB), asym. (GND) in 50 Ohm system	typ. 130 MHz
Cut-off frequency f_g (3 dB), asym. (GND) in 150 Ohm system	typ. 25 MHz
Capacity (Core-GND)	5 pF
Resistance in series	$\leq 100 m\Omega$
Surge protection fault message	optical
Impulse durability (conductor-GND)	C1 - 1 kA
	C2 - 5 kA
	C3 - 100 A

Surge protection device - TTC-6-GDT-D-60AC-UT-I - 2906846

Technical data

Protective circuit

	D1 - 500 A
Pulse reset time (conductor-GND)	≤ 1 ms

Connection data

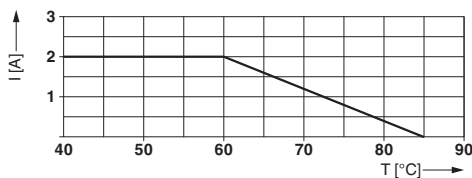
Connection method	Screw connection
Connection method IN	Screw terminal blocks
Connection method OUT	Screw terminal blocks
Screw thread	M3
Tightening torque	0.5 Nm ... 0.6 Nm
Stripping length	8 mm
Conductor cross section flexible	0.2 mm ² ... 2.5 mm ²
Conductor cross section solid	0.2 mm ² ... 4 mm ²
Conductor cross section AWG	24 ... 12

Standards and Regulations

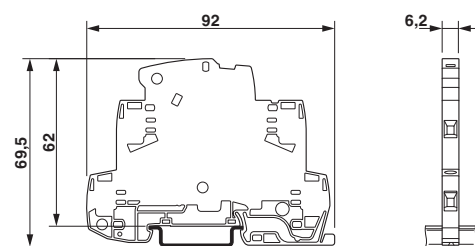
Standards/specifications	IEC 61643-21 2000 + corrigendum 2001 + A1:2008, modified + A2:2012
	EN 61643-21 2001 + A1:2009 + A2:2013

Drawings

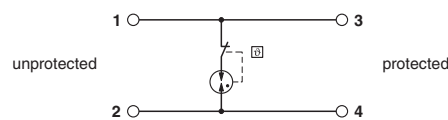
Diagram



Dimensional drawing



Circuit diagram



Approvals

Approvals

Surge protection device - TTC-6-GDT-D-60AC-UT-I - 2906846

Approvals

Approvals

UL Listed

Ex Approvals

Approval details

UL Listed



<http://database.ul.com/cgi-bin/XYVV/template/LISEXT/1FRAME/index.htm>

FILE E 138168

Phoenix Contact 2017 © - all rights reserved
<http://www.phoenixcontact.com>