


# Surge protection device - TTC-6-2-24DC-PT - 2906806

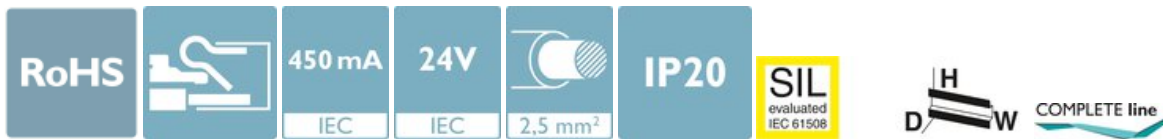
Please be informed that the data shown in this PDF Document is generated from our Online Catalog. Please find the complete data in the user's documentation. Our General Terms of Use for Downloads are valid (<http://phoenixcontact.com/download>)

Surge protection for resistance-dependent measuring signals.




## Your advantages

- ✓ Space-saving and cost-saving with a narrow overall width of just 6 mm
- ✓ Quick and tool-free installation of surge protective devices, thanks to Push-in connection technology
- ✓ Finding the right product for all possible requirements in MCR applications is easy, thanks to the complete range of products with customized features



## Key Commercial Data

Packing unit	1 pc
GTIN	 4 055626 135700
GTIN	4055626135700
Weight per Piece (excluding packing)	40.000 g
Custom tariff number	85363010
Country of origin	Germany

## Technical data

### Dimensions

Height	105.8 mm
Width	6.2 mm +0.1 mm
Depth	69.5 mm (incl. DIN rail 7.5 mm)

### Ambient conditions

Ambient temperature (operation)	-40 °C ... 85 °C
---------------------------------	------------------

## Surge protection device - TTC-6-2-24DC-PT - 2906806

### Technical data

#### Ambient conditions

Ambient temperature (storage/transport)	-40 °C ... 85 °C
Permissible humidity (operation)	5 % ... 95 %
Altitude	≤ 4000 m (amsl (above mean sea level))
Degree of protection	IP20

#### General

Housing material	PBT
Flammability rating according to UL 94	V-0
Color	traffic grey A RAL 7042
Mounting type	DIN rail: TH 35 - 7.5 mm
Type	DIN rail module, one-piece
Direction of action	Line-Line & Line-Signal Ground/Shield & optional Signal Ground/Shield-Earth Ground

#### Protective circuit

IEC test classification	C1
	C2
	C3
	D1
Nominal voltage $U_N$	24 V DC
Maximum continuous voltage $U_C$	30 V DC
	21 V AC
Rated current	450 mA (80 °C)
Operating effective current $I_C$ at $U_C$	≤ 5 μA
Residual current $I_{PE}$	≤ 1 μA
Nominal discharge current $I_n$ (8/20) μs (line-line)	0.5 kA
Nominal discharge current $I_n$ (8/20) μs (line-earth)	5 kA
Pulse discharge current $I_{imp}$ (10/350) μs (line-earth)	0.5 kA
Total discharge current $I_{total}$ (8/20) μs	10 kA
Voltage protection level $U_p$ (line-line)	≤ 60 V (C1 - 1 kV / 500 A)
	≤ 45 V (C3 - 25 A)
	≤ 50 V (C3 - 100 A)
Voltage protection level $U_p$ (line-earth)	≤ 650 V (C1 - 1 kV / 500 A)
	≤ 1.1 kV (C2 - 10 kV / 5 kA)
	≤ 600 V (C3 - 25 A)
	≤ 700 V (C3 - 100 A)
Voltage protection level $U_p$ static (line-earth)	≤ 1.1 kV (C2 - 10 kV / 5 kA)
Response time $t_A$ (line-line)	≤ 1 ns

## Surge protection device - TTC-6-2-24DC-PT - 2906806

### Technical data

#### Protective circuit

Response time $t_A$ (line-earth)	$\leq 100$ ns
Input attenuation aE, sym.	typ. 0.3 dB ( $\leq 300$ kHz / 150 $\Omega$ )
Cut-off frequency $f_g$ (3 dB), sym. in 150 $\Omega$ system	typ. 965 kHz
Capacity (line-earth)	typ. 2.2 nF
Resistance per path	$\leq 100$ m $\Omega$
Surge protection fault message	none
Max. required back-up fuse	500 mA (FF)
Impulse durability (line-line)	C1 - 1 kV / 500 A C3 - 100 A
Impulse durability (line-earth)	C1 - 1 kV / 500 A C2 - 10 kV / 5 kA C3 - 100 A D1 - 500 A
Pulse reset time (line-earth)	$\leq 1$ s

#### Additional technical data

Max. total discharge current $I_{total\ max}$ (8/20) $\mu$ s	20 kA (1x)
--	------------

#### Connection data

Connection method	Push-in connection
Stripping length	8 mm
Conductor cross section flexible	0.2 mm <sup>2</sup> ... 2.5 mm <sup>2</sup>
Conductor cross section solid	0.2 mm <sup>2</sup> ... 4 mm <sup>2</sup>
Conductor cross section AWG	24 ... 12

#### Standards and Regulations

Standards/specifications	IEC 61643-21 2000 + corrigendum 2001 + A1:2008, modified + A2:2012 EN 61643-21 2001 + A1:2009 + A2:2013
--------------------------	--

#### Environmental Product Compliance

REACH SVHC	Lead 7439-92-1
China RoHS	Environmentally Friendly Use Period = 50 years
	For details about hazardous substances go to tab "Downloads", Category "Manufacturer's declaration"

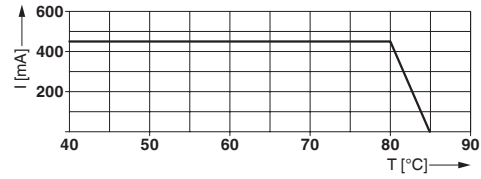
### Drawings

# Surge protection device - TTC-6-2-24DC-PT - 2906806

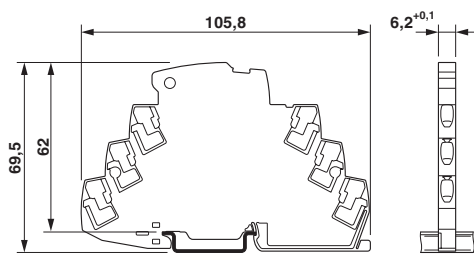
Pictogram



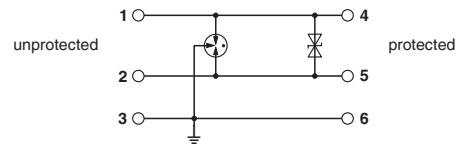
Diagram



Dimensional drawing



Circuit diagram



## Classifications

### eCl@ss

eCl@ss 10.0.1	27130807
eCl@ss 11.0	27130807
eCl@ss 4.0	27140201
eCl@ss 4.1	27130801
eCl@ss 5.0	27130801
eCl@ss 5.1	27130801
eCl@ss 6.0	27130800
eCl@ss 7.0	27130807
eCl@ss 9.0	27130807

### ETIM

ETIM 2.0	EC000943
ETIM 3.0	EC000943
ETIM 4.0	EC000943
ETIM 6.0	EC000943
ETIM 7.0	EC000943

### UNSPSC

UNSPSC 6.01	30212010
UNSPSC 7.0901	39121610
UNSPSC 11	39121610

# Surge protection device - TTC-6-2-24DC-PT - 2906806

## Classifications

### UNSPSC

UNSPSC 12.01	39121610
UNSPSC 13.2	39121620
UNSPSC 18.0	39121620
UNSPSC 19.0	39121620
UNSPSC 20.0	39121620
UNSPSC 21.0	39121620

## Approvals

### Approvals

Approvals

DNV GL / CSA / UL Listed / CSAus / cCSAus

Ex Approvals

### Approval details

DNV GL		<a href="https://approvalfinder.dnvgl.com/">https://approvalfinder.dnvgl.com/</a>	TAE000027G
CSA		<a href="http://www.csagroup.org/services-industries/product-listing/">http://www.csagroup.org/services-industries/product-listing/</a>	70136717
UL Listed		<a href="http://database.ul.com/cgi-bin/XYV/template/LISEXT/1FRAME/index.htm">http://database.ul.com/cgi-bin/XYV/template/LISEXT/1FRAME/index.htm</a>	FILE E 138168
CSAus		<a href="http://www.csagroup.org/services-industries/product-listing/">http://www.csagroup.org/services-industries/product-listing/</a>	70136717
cCSAus			

## Surge protection device - TTC-6-2-24DC-PT - 2906806

### Accessories

#### Accessories

##### End block

End clamp - CLIPFIX 35-5 - 3022276



Quick mounting end clamp for NS 35/7,5 DIN rail or NS 35/15 DIN rail, with marking option, with parking option for FBS...5, FBS...6, KSS 5, KSS 6, width: 5.15 mm, color: gray

---

##### Labeled terminal marker

Zack Marker strip, flat - ZBF 6 CUS - 0825027



Zack Marker strip, flat, Strip, can be ordered: Strip, white, labeled according to customer specifications, mounting type: snap into flat marker groove, for terminal block width: 6.2 mm, lettering field size: 5.15 x 6.15 mm, Number of individual labels: 10

Zack Marker strip, flat - ZBF 6,QR:FORTL.ZAHLEN - 0808765



Zack Marker strip, flat, Strip, white, labeled, Printed vertically: consecutive numbers 1 ... 10, 11 ... 20, etc. up to 91 ... 100, mounting type: snap into flat marker groove, for terminal block width: 6.2 mm, lettering field size: 5.15 x 6.15 mm, Number of individual labels: 10

---

##### Marker pen

Marker pen - X-PEN 0,35 - 0811228



Marker pen without ink cartridge, for manual labeling of markers, labeling extremely wipe-proof, line thickness 0.35 mm

---

##### Terminal marking

## Surge protection device - TTC-6-2-24DC-PT - 2906806

### Accessories

Zack Marker strip, flat - ZBF 6:UNBEDRUCKT - 0808710



Zack Marker strip, flat, Strip, white, unlabeled, can be labeled with: PLOTMARK, CMS-P1-PLOTTER, mounting type: snap in, for terminal block width: 6.2 mm, lettering field size: 5.15 x 6.15 mm, Number of individual labels: 10

Zack Marker strip, flat - ZBF 6/WH-100:UNBEDRUCKT - 0808736



Zack Marker strip, flat, Strip, white, unlabeled, can be labeled with: PLOTMARK, CMS-P1-PLOTTER, mounting type: snap in, for terminal block width: 6.2 mm, lettering field size: 5.15 x 6.15 mm, Number of individual labels: 1000

### Additional products

Shield connection - SSA 3-6 - 2839295



Shield fast connection for 3 ... 6 mm cable diameter. Potential connecting cable: 200 mm, 1 mm<sup>2</sup>, color: black

Shield connection - SSA 5-10 - 2839512



Shield fast connection for 5 ... 10 mm cable diameter. Potential connecting cable: 200 mm, 1 mm<sup>2</sup>, color: black